

Månadsrapport

AMF Aktiefond Asien Stilla havet



As of 2023-03-31

Fondandelar kan både öka och minska i värde. Det är inte säkert att du får tillbaka hela det insatta kapitalet.

Översikt

| | |
|----------------------------|---------------------------|
| Morningstar Rating 3 Yr | ★★★ |
| Morningstar Rating Overall | ★★★★ |
| Inception Date | 2008-09-25 |
| Fund Size (Mil) | 1 884,2 |
| NAV | 281,29 |
| Cash % | 1,1 |
| % Asset in Top 10 Holdings | 33,1 |
| # of Holdings | 125 |
| Manager Name | Henrik Oh, Martin Siwmark |

Kalenderavkastning %

| | YTD | 2022 | 2021 | 2020 | 2019 | 2018 |
|--------------------------------------|-----|------|------|------|------|------|
| Aktiefond-Asien Stilla havet | 5,8 | -9,3 | 8,9 | 12,3 | 28,3 | -5,6 |
| MSCI AC Asia Pacific NR (omräkn.sek) | 4,3 | -8,6 | 9,5 | 6,4 | 28,5 | -6,8 |

Utveckling

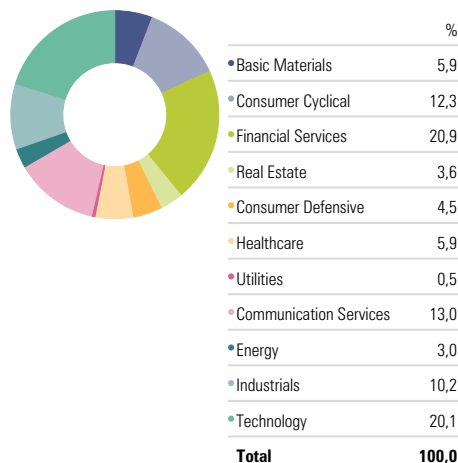
Time Period: 2018-04-01 to 2023-03-31



Rullande avkastning, Årsbasis %

| | 1 month | 3 months | 1 Year | 5 Years | 10 Years |
|--------------------------------------|---------|----------|--------|---------|----------|
| Aktiefond-Asien Stilla havet | 3,6 | 5,8 | 1,5 | 6,9 | 9,3 |
| MSCI AC Asia Pacific NR (omräkn.sek) | 2,6 | 4,3 | -1,0 | 5,5 | 9,2 |

Sektorer

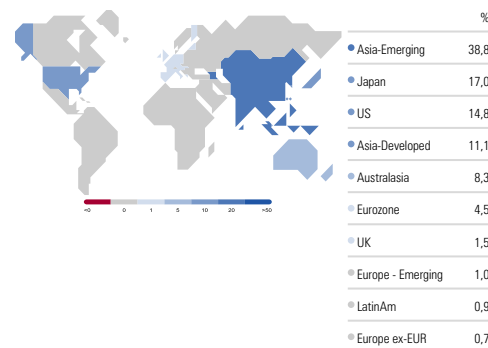


Största innehav

| Company | Sector | Weight % |
|---|------------------------|----------|
| Taiwan Semiconductor Manufacturing Co Ltd | Technology | 7,4 |
| Tencent Holdings Ltd | Communication Services | 6,0 |
| Alibaba Group Holding Ltd Ordinary Shares | Consumer Cyclical | 4,4 |
| Shin-Etsu Chemical Co Ltd | Basic Materials | 2,5 |
| East Japan Railway Co | Industrials | 2,1 |
| Reliance Industries Ltd | Energy | 2,1 |
| Chailease Holding Co Ltd | Financial Services | 2,1 |
| Commonwealth Bank of Australia | Financial Services | 2,1 |
| Sony Group Corp | Technology | 2,1 |
| Sumitomo Mitsui Financial Group Inc | Financial Services | 1,8 |

Intäkter exponering, Region

Portfolio Date: 2023-03-31



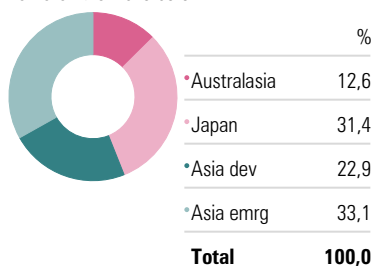
Riskindikatorer

Time Period: 2021-04-01 to 2023-03-31

| | Fond | Index |
|---------------------------|-------|-------|
| Std Dev | 15,1 | 14,6 |
| Excess Return | 0,3 | 0,0 |
| Information Ratio (arith) | 0,14 | — |
| Sharpe Ratio | -0,07 | -0,10 |
| Tracking Error | 2,2 | 0,0 |
| Alpha | 0,44 | 0,00 |
| Beta | 1,03 | 1,00 |
| R2 | 98,0 | 100,0 |

Regioner

Portfolio Date: 2023-03-31



Hållbarhetsrating



Koldioxidrisker

Portfolio Date: 2022-12-31

Low Carbon Designation



Morningstar carbon metrics are asset-weighted portfolio calculations based on Sustainalytics' company Carbon Risk Rating. To receive the Morningstar® Low Carbon Designation™, a fund must have a 12-month average Portfolio Carbon Risk Score below 10 and a 12-month average Fossil Fuel Involvement of less than 7% of assets. This signal helps investors easily identify funds that are well-positioned to transition to a low-carbon economy.

Månadsrapport

AMF Aktiefond Europa



As of 2023-03-31

Fondandelar kan både öka och minska i värde. Det är inte säkert att du får tillbaka hela det insatta kapitalet.

Översikt

| | |
|----------------------------|------------------------------|
| Morningstar Rating 3 Yr | ★★★★ |
| Morningstar Rating Overall | ★★★★ |
| Inception Date | 1999-04-30 |
| Fund Size (Mil) | 7 509,0 |
| NAV | 300,13 |
| Cash % | 2,6 |
| % Asset in Top 10 Holdings | 38,8 |
| # of Holdings | 94 |
| Manager Name | Rickard Alte, Martin Siwmark |

Kalenderavkastning %

| | YTD | 2022 | 2021 | 2020 | 2019 | 2018 |
|--------------------------------|-----|------|------|------|------|------|
| Aktiefond-Europa | 9,8 | -4,0 | 23,1 | 1,1 | 29,6 | -8,9 |
| MSCI AC Europe NR (omräkn.sek) | 9,9 | -7,4 | 28,2 | -4,8 | 32,5 | -6,2 |

Rullande avkastning, Årsbasis %

| | 1 month | 3 months | 1 Year | 5 Years | 10 Years |
|--------------------------------|---------|----------|--------|---------|----------|
| Aktiefond-Europa | 1,5 | 9,8 | 13,0 | 9,1 | 10,7 |
| MSCI AC Europe NR (omräkn.sek) | 1,7 | 9,9 | 11,5 | 8,9 | 10,2 |

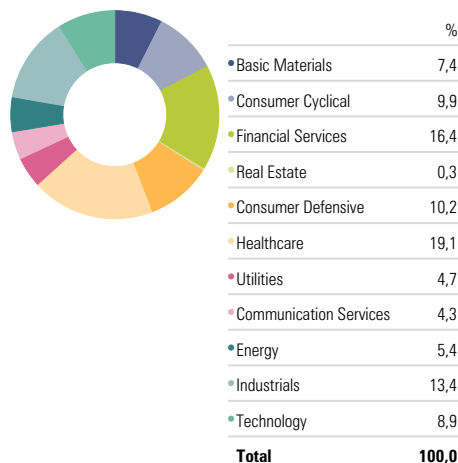
Utveckling

Time Period: 2018-04-01 to 2023-03-31



■ Aktiefond-Europa 54,5% ■ MSCI AC Europe NR (omräkn.sek) 53,3%

Sektorer

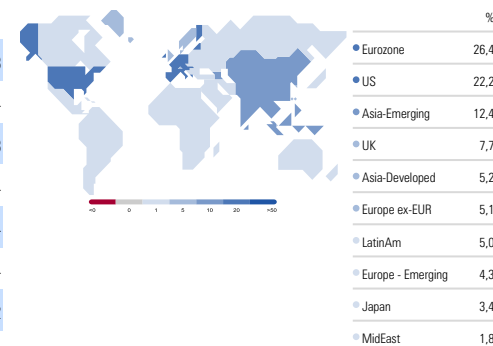


Största innehav

| Company | Sector | Vikt % |
|-------------------------------------|--------------------|--------|
| AstraZeneca PLC | Healthcare | 6,1 |
| ASML Holding NV | Technology | 4,8 |
| Novo Nordisk A/S Class B | Healthcare | 4,4 |
| TotalEnergies SE | Energy | 3,8 |
| Air Liquide SA | Basic Materials | 3,4 |
| Roche Holding AG | Healthcare | 3,4 |
| SAP SE | Technology | 3,4 |
| Allianz SE | Financial Services | 3,2 |
| LVMH Moet Hennessy Louis Vuitton SE | Consumer Cyclical | 3,2 |
| Compagnie Financiere Richemont SA | Consumer Cyclical | 3,1 |

Intäkter exponering, Region

Portfolio Date: 2023-03-31



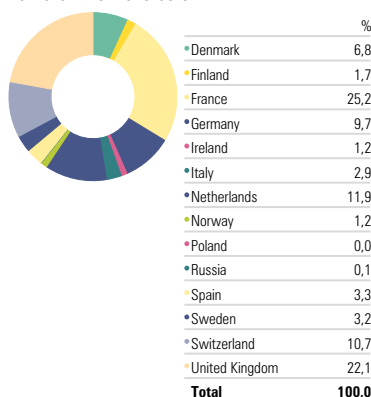
Riskindikatorer

Time Period: 2021-04-01 to 2023-03-31

| | Fond | Index |
|---------------------------|-------|-------|
| Std Dev | 13,9 | 13,9 |
| Excess Return | -0,2 | 0,0 |
| Information Ratio (arith) | -0,08 | — |
| Sharpe Ratio | 0,66 | 0,67 |
| Tracking Error | 2,8 | 0,0 |
| Alpha | -0,02 | 0,00 |
| Beta | 0,98 | 1,00 |
| R2 | 96,0 | 100,0 |

Länder

Portfolio Date: 2023-03-31



Hållbarhetsrating



Koldioxidrisker

Portfolio Date: 2022-12-31

No Designation

Morningstar carbon metrics are asset-weighted portfolio calculations based on Sustainalytics' company Carbon Risk Rating. To receive the Morningstar® Low Carbon Designation™, a fund must have a 12-month average Portfolio Carbon Risk Score below 10 and a 12-month average Fossil Fuel Involvement of less than 7% of assets. This signal helps investors easily identify funds that are well-positioned to transition to a low-carbon economy.

Månadsrapport

AMF Aktiefond Global



As of 2023-03-31

Fondandelar kan både öka och minska i värde. Det är inte säkert att du får tillbaka hela det insatta kapitalet.

Översikt

| | |
|----------------------------|-------------------------------|
| Morningstar Rating 3 Yr | ★★★★★ |
| Morningstar Rating Overall | ★★★★★ |
| Inception Date | 2001-11-15 |
| Fund Size (Mil) | 28 874,9 |
| NAV | 293,06 |
| Cash % | 3,3 |
| % Asset in Top 10 Holdings | 26,9 |
| # of Holdings | 162 |
| Manager Name | Björn Lind, Ulf Alexandersson |

Kalenderavkastning %

| | YTD | 2022 | 2021 | 2020 | 2019 | 2018 |
|---------------------------|-----|------|------|------|------|------|
| Aktiefond-Global | 7,6 | -7,3 | 33,3 | 5,2 | 34,7 | -1,1 |
| MSCI ACWI NR (omräkn.sek) | 6,8 | -8,8 | 33,2 | 1,8 | 34,3 | -1,1 |

Rullande avkastning, Årsbasis %

| | 1 month | 3 months | 1 Year | 5 Years | 10 Years |
|---------------------------|---------|----------|--------|---------|----------|
| Aktiefond-Global | 3,0 | 7,6 | 2,0 | 13,0 | 13,9 |
| MSCI ACWI NR (omräkn.sek) | 2,5 | 6,8 | 1,0 | 11,6 | 13,3 |

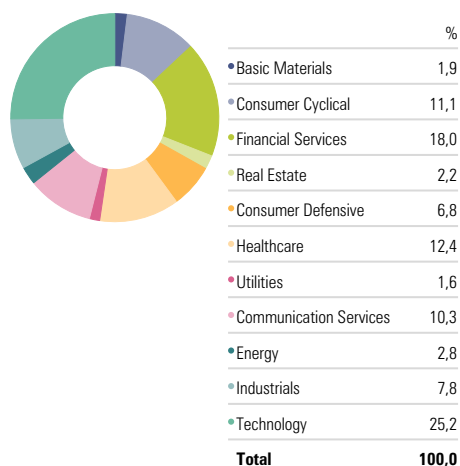
Utveckling

Time Period: 2018-04-01 to 2023-03-31



Aktiefond-Global 84,3% MSCI ACWI NR (omräkn.sek) 72,8%

Sektorer

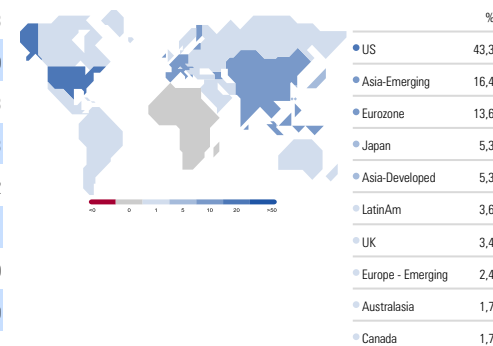


Största innehav

| Company | Sector | Vikt % |
|-------------------------------------|------------------------|--------|
| Microsoft Corp | Technology | 7,3 |
| Visa Inc Class A | Financial Services | 3,0 |
| NVIDIA Corp | Technology | 2,3 |
| AstraZeneca PLC | Healthcare | 2,3 |
| Alphabet Inc Class C | Communication Services | 2,2 |
| LVMH Moët Hennessy Louis Vuitton SE | Consumer Cyclical | 2,1 |
| Alphabet Inc Class A | Communication Services | 2,0 |
| Berkshire Hathaway Inc Class B | Financial Services | 1,9 |
| Procter & Gamble Co | Consumer Defensive | 1,9 |
| Tesla Inc | Consumer Cyclical | 1,8 |

Intäkter exponering, Region

Portfolio Date: 2023-02-28



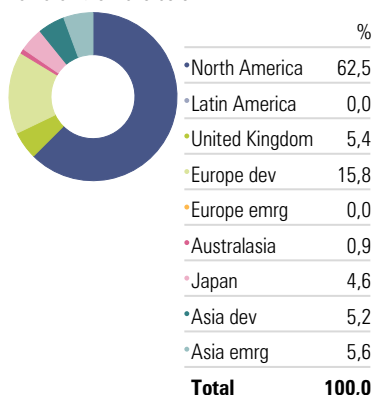
Riskindikatorer

Time Period: 2021-04-01 to 2023-03-31

| | Fond | Index |
|---------------------------|------|-------|
| Std Dev | 12,9 | 13,1 |
| Excess Return | 1,4 | 0,0 |
| Information Ratio (arith) | 0,87 | — |
| Sharpe Ratio | 0,71 | 0,61 |
| Tracking Error | 1,6 | 0,0 |
| Alpha | 1,42 | 0,00 |
| Beta | 0,98 | 1,00 |
| R2 | 98,6 | 100,0 |

Regioner

Portfolio Date: 2023-03-31



Hållbarhetsrating



Koldioxidrisker

Portfolio Date: 2022-12-31

No Designation

Morningstar carbon metrics are asset-weighted portfolio calculations based on Sustainalytics' company Carbon Risk Rating. To receive the Morningstar® Low Carbon Designation™, a fund must have a 12-month average Portfolio Carbon Risk Score below 10 and a 12-month average Fossil Fuel Involvement of less than 7% of assets. This signal helps investors easily identify funds that are well-positioned to transition to a low-carbon economy.

Månadsrapport

AMF Aktiefond Nordamerika



As of 2023-03-31

Fondandelar kan både öka och minska i värde. Det är inte säkert att du får tillbaka hela det insatta kapitalet.

Översikt

| | |
|----------------------------|-------------------------------|
| Morningstar Rating 3 Yr | ★★★★★ |
| Morningstar Rating Overall | ★★★★★ |
| Inception Date | 2007-09-24 |
| Fund Size (Mil) | 5 387,5 |
| NAV | 483,38 |
| Cash % | 0,3 |
| % Asset in Top 10 Holdings | 40,8 |
| # of Holdings | 75 |
| Manager Name | Ulf Alexandersson, Björn Lind |

Kalenderavkastning %

| | YTD | 2022 | 2021 | 2020 | 2019 | 2018 |
|--------------------------|-----|------|------|------|------|------|
| Aktiefond-Nordamerika | 7,7 | -7,6 | 46,2 | 6,2 | 39,0 | 5,3 |
| MSCI USA NR (omräkn.sek) | 7,1 | -9,6 | 44,6 | 3,7 | 38,2 | 4,3 |

Rullande avkastning, Årsbasis %

| | 1 month | 3 months | 1 Year | 5 Years | 10 Years |
|--------------------------|---------|----------|--------|---------|----------|
| Aktiefond-Nordamerika | 3,2 | 7,7 | 2,0 | 17,4 | 17,5 |
| MSCI USA NR (omräkn.sek) | 2,9 | 7,1 | 0,0 | 15,5 | 16,9 |

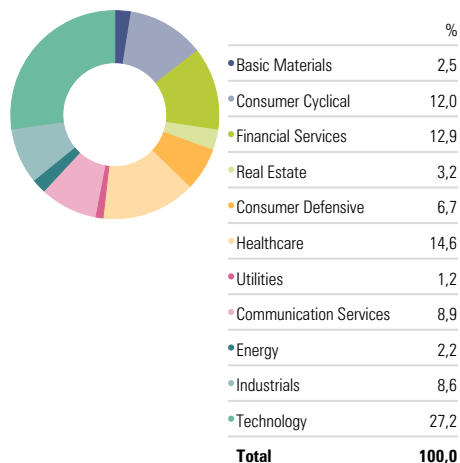
Utveckling

Time Period: 2018-04-01 to 2023-03-31



Aktiefond-Nordamerika 123,2% MSCI USA NR (omräkn.sek) 105,4%

Sektorer

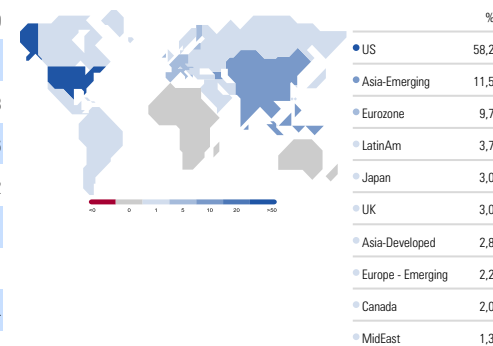


Största innehav

| Company | Sector | Vikt % |
|------------------------------|------------------------|--------|
| Microsoft Corp | Technology | 9,9 |
| Alphabet Inc Class C | Communication Services | 7,1 |
| NVIDIA Corp | Technology | 3,8 |
| Visa Inc Class A | Financial Services | 3,6 |
| Tesla Inc | Consumer Cyclical | 3,2 |
| PepsiCo Inc | Consumer Defensive | 3,1 |
| Procter & Gamble Co | Consumer Defensive | 3,1 |
| Eli Lilly and Co | Healthcare | 2,4 |
| McDonald's Corp | Consumer Cyclical | 2,4 |
| Thermo Fisher Scientific Inc | Healthcare | 2,2 |

Intäkter exponering, Region

Portfolio Date: 2023-02-28



Riskindikatorer

Time Period: 2021-04-01 to 2023-03-31

| | Fond | Index |
|---------------------------|------|-------|
| Std Dev | 15,5 | 15,4 |
| Excess Return | 2,2 | 0,0 |
| Information Ratio (arith) | 1,27 | — |
| Sharpe Ratio | 0,87 | 0,74 |
| Tracking Error | 1,8 | 0,0 |
| Alpha | 2,02 | 0,00 |
| Beta | 1,00 | 1,00 |
| R2 | 98,7 | 100,0 |

Hållbarhetsrating



Koldioxidrisker

Portfolio Date: 2022-12-31

Low Carbon Designation



Morningstar carbon metrics are asset-weighted portfolio calculations based on Sustainalytics' company Carbon Risk Rating. To receive the Morningstar® Low Carbon Designation™, a fund must have a 12-month average Portfolio Carbon Risk Score below 10 and a 12-month average Fossil Fuel Involvement of less than 7% of assets. This signal helps investors easily identify funds that are well-positioned to transition to a low-carbon economy.

Månadsrapport

AMF Aktiefond Småbolag



As of 2023-03-31

Fondandelar kan både öka och minska i värde. Det är inte säkert att du får tillbaka hela det insatta kapitalet.

Översikt

| | |
|----------------------------|----------------------------------|
| Morningstar Rating 3 Yr | ★★★ |
| Morningstar Rating Overall | ★★★ |
| Inception Date | 2004-05-17 |
| Fund Size (Mil) | 18 132,6 |
| NAV | 1 146,99 |
| Cash % | 1,8 |
| % Asset in Top 10 Holdings | 34,4 |
| # of Holdings | 68 |
| Manager Name | Angelica Hanson, Tomas Risbecker |

Kalenderavkastning %

| | YTD | 2022 | 2021 | 2020 | 2019 | 2018 |
|----------------------------------|-----|-------|------|------|------|------|
| Aktiefond-Småbolag | 5,7 | -37,6 | 48,7 | 41,5 | 42,2 | -2,6 |
| Carnegie Small Cap Return Sweden | 8,2 | -31,4 | 37,1 | 23,0 | 43,2 | -0,2 |

Utveckling

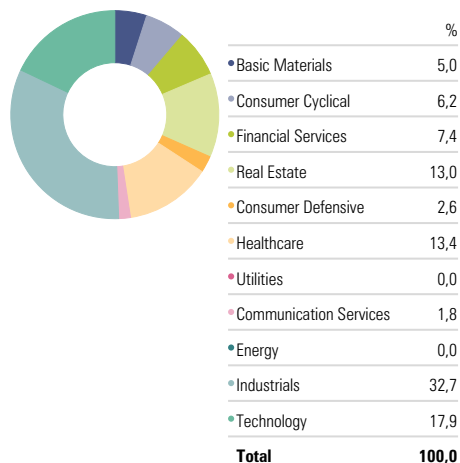
Time Period: 2018-04-01 to 2023-03-31



Rullande avkastning, Årsbasis %

| | 1 month | 3 months | 1 Year | 5 Years | 10 Years |
|----------------------------------|---------|----------|--------|---------|----------|
| Aktiefond-Småbolag | -2,1 | 5,7 | -17,4 | 14,7 | 16,1 |
| Carnegie Small Cap Return Sweden | -1,3 | 8,2 | -11,6 | 12,8 | 15,3 |

Sektorer

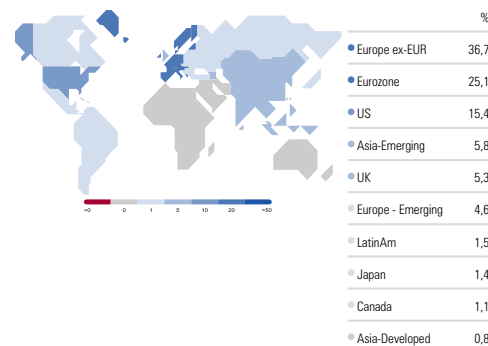


Största innehav

| Company | Sector | Vikt % |
|--------------------------|--------------------|--------|
| Beijer Ref AB Class B | Industrials | 5,0 |
| Hexatronic Group AB | Technology | 4,4 |
| Trelleborg AB Class B | Industrials | 4,3 |
| Sweco AB Class B | Industrials | 3,5 |
| Avanza Bank Holding AB | Financial Services | 3,3 |
| Addnode Group AB Class B | Technology | 3,0 |
| NCAB Group AB | Technology | 2,8 |
| HMS Networks AB | Technology | 2,8 |
| Sectra AB Class B | Healthcare | 2,8 |
| SSAB AB Class B | Basic Materials | 2,6 |

Intäkter exponering, Region

Portfolio Date: 2023-03-31



Riskindikatorer

Time Period: 2021-04-01 to 2023-03-31

| | Fond | Index |
|---------------------------|-------|-------|
| Std Dev | 29,8 | 25,9 |
| Excess Return | -1,8 | 0,0 |
| Information Ratio (arith) | -0,37 | — |
| Sharpe Ratio | -0,01 | 0,02 |
| Tracking Error | 4,8 | 0,0 |
| Alpha | -0,85 | 0,00 |
| Beta | 1,14 | 1,00 |
| R2 | 98,9 | 100,0 |

Hållbarhetsrating



Koldioxidrisker

Portfolio Date: 2022-12-31

Low Carbon Designation



Morningstar carbon metrics are asset-weighted portfolio calculations based on Sustainalytics' company Carbon Risk Rating. To receive the Morningstar® Low Carbon Designation™, a fund must have a 12-month average Portfolio Carbon Risk Score below 10 and a 12-month average Fossil Fuel Involvement of less than 7% of assets. This signal helps investors easily identify funds that are well-positioned to transition to a low-carbon economy.

Månadsrapport

AMF Aktiefond Sverige



As of 2023-03-31

Fondandelar kan både öka och minska i värde. Det är inte säkert att du får tillbaka hela det insatta kapitalet.

Översikt

| | |
|----------------------------|---------------------------------|
| Morningstar Rating 3 Yr | ★ |
| Morningstar Rating Overall | ★ |
| Inception Date | 1998-12-30 |
| Fund Size (Mil) | 38 483,5 |
| NAV | 787,66 |
| Cash % | 1,3 |
| % Asset in Top 10 Holdings | 51,2 |
| # of Holdings | 49 |
| Manager Name | Tomas Risbecker, Dick Bergqvist |

Kalenderavkastning %

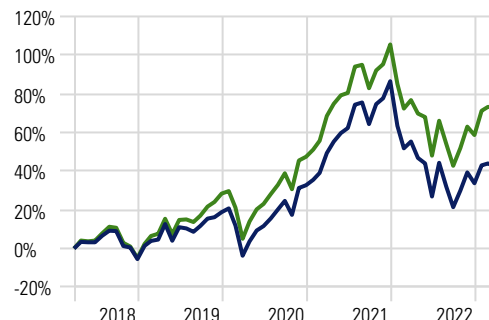
| | YTD | 2022 | 2021 | 2020 | 2019 | 2018 |
|-------------------|-----|-------|------|------|------|------|
| Aktiefond-Sverige | 6,4 | -28,3 | 40,5 | 11,7 | 25,7 | -4,9 |
| SIXPRX | 8,7 | -22,8 | 39,3 | 14,8 | 35,0 | -4,6 |

Rullande avkastning, Årsbasis %

| | 1 month | 3 months | 1 Year | 5 Years | 10 Years |
|-------------------|---------|----------|--------|---------|----------|
| Aktiefond-Sverige | -1,2 | 6,4 | -8,4 | 7,3 | 9,3 |
| SIXPRX | -0,4 | 8,7 | -2,4 | 11,5 | 11,3 |

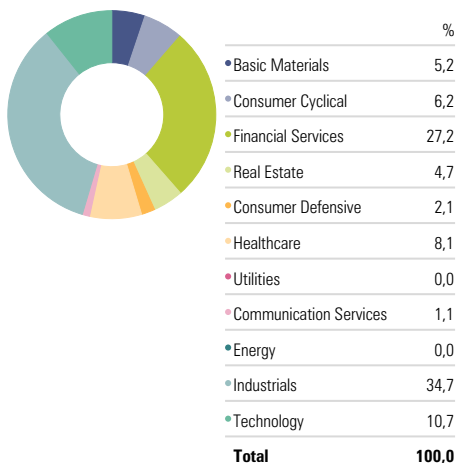
Utveckling

Time Period: 2018-04-01 to 2023-03-31



■ Aktiefond-Sverige 42,3% ■ SIXPRX 72,4%

Sektorer

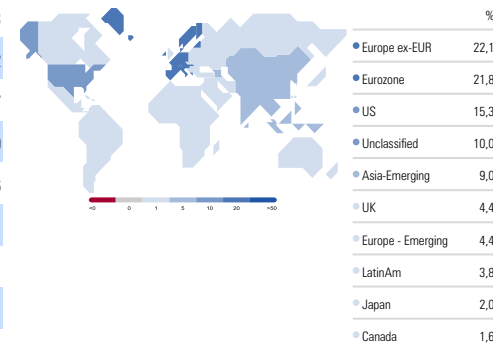


Största innehav

| Company | Sector | Vikt % |
|--|--------------------|--------|
| Volvo AB Class B | Industrials | 8,3 |
| Investor AB A | Financial Services | 7,2 |
| Skandinaviska Enskilda Banken AB Class A | Financial Services | 6,7 |
| Atlas Copco AB Class B | Industrials | 5,9 |
| Epiroc AB Share B | Industrials | 4,6 |
| Hexagon AB Class B | Technology | 4,1 |
| AstraZeneca PLC | Healthcare | 4,1 |
| Indutrade AB | Industrials | 4,1 |
| NIBE Industrier AB Class B | Industrials | 3,1 |
| Telefonaktiebolaget L M Ericsson Class B | Technology | 3,0 |

Intäkter exponering, Region

Portfolio Date: 2023-03-31



Riskindikatorer

Time Period: 2021-04-01 to 2023-03-31

| | Fond | Index |
|---------------------------|-------|-------|
| Std Dev | 23,6 | 21,6 |
| Excess Return | -3,5 | 0,0 |
| Information Ratio (arith) | -1,13 | — |
| Sharpe Ratio | 0,00 | 0,15 |
| Tracking Error | 3,1 | 0,0 |
| Alpha | -3,40 | 0,00 |
| Beta | 1,08 | 1,00 |
| R2 | 98,8 | 100,0 |

Hållbarhetsrating



Koldioxidrisker

Portfolio Date: 2022-12-31

Low Carbon Designation



Morningstar carbon metrics are asset-weighted portfolio calculations based on Sustainalytics' company Carbon Risk Rating. To receive the Morningstar® Low Carbon Designation™, a fund must have a 12-month average Portfolio Carbon Risk Score below 10 and a 12-month average Fossil Fuel Involvement of less than 7% of assets. This signal helps investors easily identify funds that are well-positioned to transition to a low-carbon economy.

Månadsrapport

AMF Aktiefond Tillväxtmarknader



As of 2023-03-31

Fondandelar kan både öka och minska i värde. Det är inte säkert att du får tillbaka hela det insatta kapitalet.

Översikt

| | |
|----------------------------|---------------------------|
| Morningstar Rating 3 Yr | ★★★ |
| Morningstar Rating Overall | ★★★ |
| Inception Date | 2019-12-11 |
| Fund Size (Mil) | 2 042,2 |
| NAV | 111,75 |
| Cash % | 0,6 |
| % Asset in Top 10 Holdings | 40,5 |
| # of Holdings | 176 |
| Manager Name | Henrik Oh, Martin Siwmark |

Kalenderavkastning %

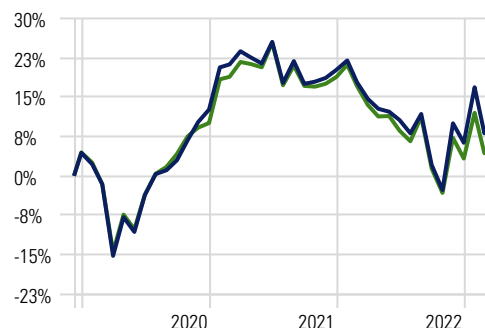
| | YTD | 2022 | 2021 | 2020 | 2019 | 2018 |
|---------------------------------------|-----|-------|------|------|------|------|
| Aktiefond-Tillväxtmarknader | 5,1 | -11,5 | 6,7 | 7,9 | — | — |
| MSCI Emerging Markets NR (omräkn.sek) | 3,5 | -13,1 | 8,0 | 5,4 | — | — |

Rullande avkastning, Årsbasis %

| | 1 month | 3 months | 1 Year | 3 Years | 5 Years |
|---------------------------------------|---------|----------|--------|---------|---------|
| Aktiefond-Tillväxtmarknader | 3,4 | 5,1 | -2,5 | 9,6 | — |
| MSCI Emerging Markets NR (omräkn.sek) | 2,4 | 3,5 | -5,8 | 7,7 | — |

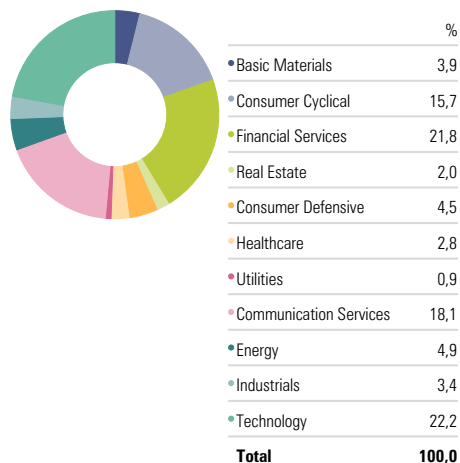
Utveckling

Time Period: 2019-12-11 to 2023-03-31



Aktiefond-Tillväxtmarknader 11,8% MSCI Emerging Markets NR (omräkn.sek) 6,9%

Sektorer

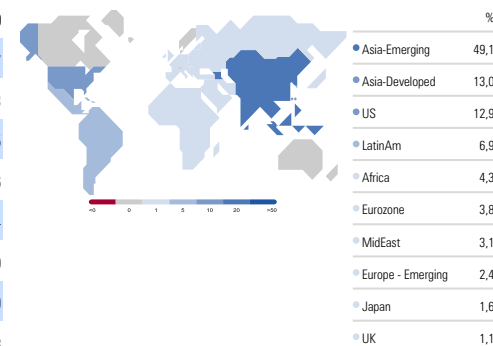


Största innehav

| Company | Sector | Wgt % |
|---|------------------------|-------|
| Tencent Holdings Ltd | Communication Services | 8,9 |
| Taiwan Semiconductor Manufacturing Co Ltd | Technology | 8,7 |
| Alibaba Group Holding Ltd Ordinary Shares | Consumer Cyclical | 6,3 |
| Reliance Industries Ltd | Energy | 3,5 |
| Meituan Class B | Consumer Cyclical | 2,6 |
| Chailease Holding Co Ltd | Financial Services | 2,4 |
| MediaTek Inc | Technology | 2,0 |
| Infosys Ltd | Technology | 1,9 |
| China Construction Bank Corp Class H | Financial Services | 1,8 |
| Housing Development Finance Corp Ltd | Financial Services | 1,8 |

Intäkter exponering, Region

Portfolio Date: 2023-02-28



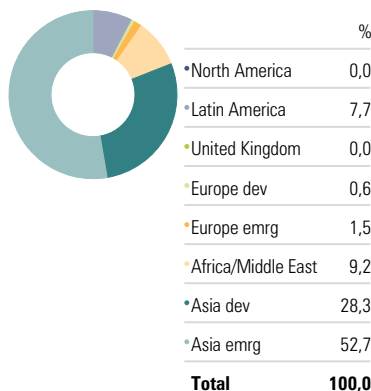
Riskindikatorer

Time Period: 2021-04-01 to 2023-03-31

| | Fond | Index |
|---------------------------|-------|-------|
| Std Dev | 17,1 | 15,9 |
| Excess Return | 1,3 | 0,0 |
| Information Ratio (arith) | 0,51 | — |
| Sharpe Ratio | -0,23 | -0,35 |
| Tracking Error | 2,6 | 0,0 |
| Alpha | 1,95 | 0,00 |
| Beta | 1,07 | 1,00 |
| R2 | 98,1 | 100,0 |

Regioner

Portfolio Date: 2023-03-31



Hållbarhetsrating



Koldioxidrisker

Portfolio Date:

No Designation

Morningstar carbon metrics are asset-weighted portfolio calculations based on Sustainalytics' company Carbon Risk Rating. To receive the Morningstar® Low Carbon Designation™, a fund must have a 12-month average Portfolio Carbon Risk Score below 10 and a 12-month average Fossil Fuel Involvement of less than 7% of assets. This signal helps investors easily identify funds that are well-positioned to transition to a low-carbon economy.

Månadsrapport

AMF Aktiefond Världen



As of 2023-03-31

Fondandelar kan både öka och minska i värde. Det är inte säkert att du får tillbaka hela det insatta kapitalet.

Översikt

| | |
|----------------------------|-----------------------------|
| Morningstar Rating 3 Yr | ★★ |
| Morningstar Rating Overall | ★★★ |
| Inception Date | 1998-12-30 |
| Fund Size (Mil) | 45 429,0 |
| NAV | 572,62 |
| Cash % | 2,9 |
| % Asset in Top 10 Holdings | 28,6 |
| # of Holdings | 207 |
| Manager Name | Björn Lind, Tomas Risbecker |

Kalenderavkastning %

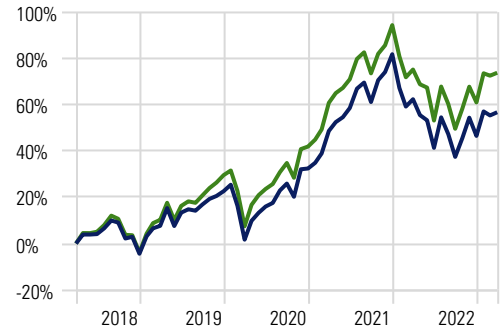
| | YTD | 2022 | 2021 | 2020 | 2019 | 2018 |
|--|-----|-------|------|------|------|------|
| Aktiefond-Världen | 7,0 | -19,4 | 37,3 | 8,0 | 28,3 | -3,7 |
| SIXRX 60%, MSCI ACWI NR (omräkn.sek) 40% | 8,0 | -17,2 | 37,0 | 9,6 | 34,8 | -3,2 |

Rullande avkastning, Årsbasis %

| | 1 month | 3 months | 1 Year | 5 Years | 10 Years |
|--|---------|----------|--------|---------|----------|
| Aktiefond-Världen | 0,9 | 7,0 | -3,5 | 9,4 | 11,1 |
| SIXRX 60%, MSCI ACWI NR (omräkn.sek) 40% | 0,7 | 8,0 | -0,8 | 11,7 | 12,2 |

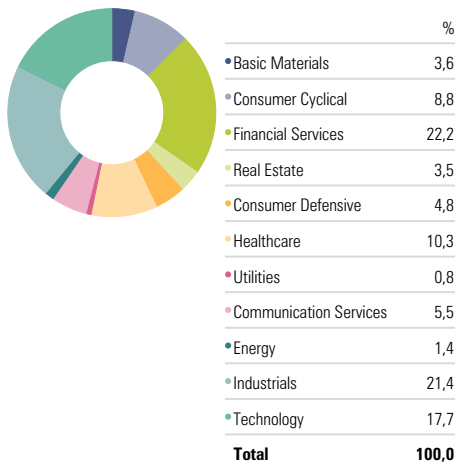
Utveckling

Time Period: 2018-04-01 to 2023-03-31



Aktiefond-Världen 56,7% SIXRX 60%, MSCI ACWI NR (omräkn.sek) 40% 73,8%

Sektorer

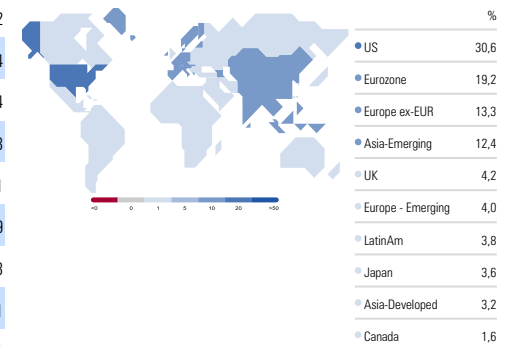


Största innehav

| Company | Sector | Vikt % |
|--|--------------------|--------|
| Volvo AB Class B | Industrials | 4,2 |
| Investor AB A | Financial Services | 3,4 |
| Microsoft Corp | Technology | 3,4 |
| Skandinaviska Enskilda Banken AB Class A | Financial Services | 3,3 |
| AstraZeneca PLC | Healthcare | 3,1 |
| Atlas Copco AB Class B | Industrials | 2,9 |
| Epiroc AB Share B | Industrials | 2,3 |
| Indutrade AB | Industrials | 2,1 |
| Hexagon AB Class B | Technology | 2,1 |
| Investor AB Class B | Financial Services | 1,6 |

Intäkter exponering, Region

Portfolio Date: 2023-02-28



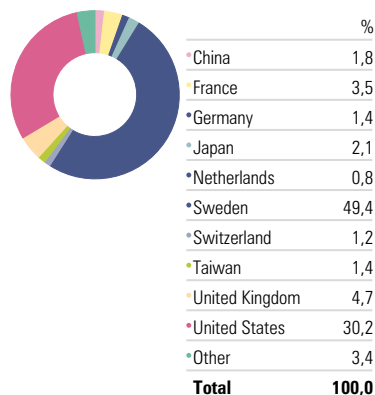
Riskindikatorer

Time Period: 2021-04-01 to 2023-03-31

| | Fond | Index |
|---------------------------|-------|-------|
| Std Dev | 17,7 | 17,4 |
| Excess Return | -1,3 | 0,0 |
| Information Ratio (arith) | -0,78 | — |
| Sharpe Ratio | 0,22 | 0,29 |
| Tracking Error | 1,7 | 0,0 |
| Alpha | -1,26 | 0,00 |
| Beta | 1,01 | 1,00 |
| R2 | 99,2 | 100,0 |

Länder

Portfolio Date: 2023-03-31



Hållbarhetsrating



Koldioxidrisker

Portfolio Date: 2022-12-31

Low Carbon Designation



Morningstar carbon metrics are asset-weighted portfolio calculations based on Sustainalytics' company Carbon Risk Rating. To receive the Morningstar® Low Carbon Designation™, a fund must have a 12-month average Portfolio Carbon Risk Score below 10 and a 12-month average Fossil Fuel Involvement of less than 7% of assets. This signal helps investors easily identify funds that are well-positioned to transition to a low-carbon economy.

Månadsrapport

As of 2023-03-31

AMF Balansfond

Fondandelar kan både öka och minska i värde. Det är inte säkert att du får tillbaka hela det insatta kapitalet.



Översikt

| | |
|----------------------------|-----------------------------|
| Morningstar Rating 3 Yr | ★★★★ |
| Morningstar Rating Overall | ★★★★ |
| Inception Date | 1998-12-30 |
| Fund Size (Mil) | 24 009,0 |
| NAV | 353,55 |
| Cash % | 0,0 |
| Modified duration, % | 3,73 |
| % Asset in Top 10 Holdings | 30,9 |
| # of Holdings | 279 |
| Manager Name | Björn Lind, Tomas Risbecker |

Kalenderavkastning %

| | YTD | 2022 | 2021 | 2020 | 2019 | 2018 |
|--------------------|-----|-------|------|------|------|------|
| Balansfonden | 4,4 | -15,5 | 22,4 | 6,0 | 16,9 | -1,9 |
| Index Balansfonden | 5,2 | -13,8 | 20,8 | 7,3 | 20,5 | -1,5 |

Indexet består av Handelsbanken Markets Combined Sweden All Bonds 40%, SIXRX 40%, MSCI ACWI NR (omräkn Sek) 20%

Rullande avkastning, Årsbasis %

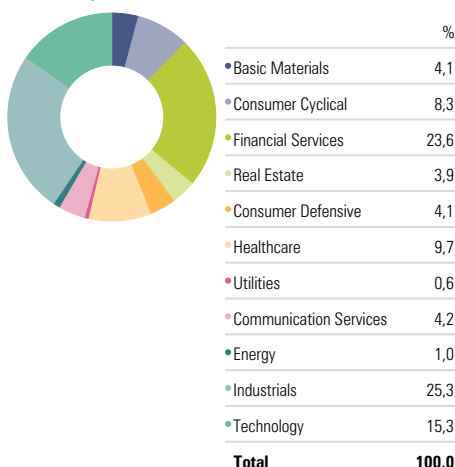
| | 1 month | 3 months | 1 Year | 5 Years | 10 Years |
|--------------------|---------|----------|--------|---------|----------|
| Balansfonden | 0,6 | 4,4 | -3,2 | 5,4 | 7,1 |
| Index Balansfonden | 1,0 | 5,2 | -1,5 | 6,8 | 7,6 |

Utveckling

Time Period: 2018-04-01 to 2023-03-31



Sektorer, Aktier

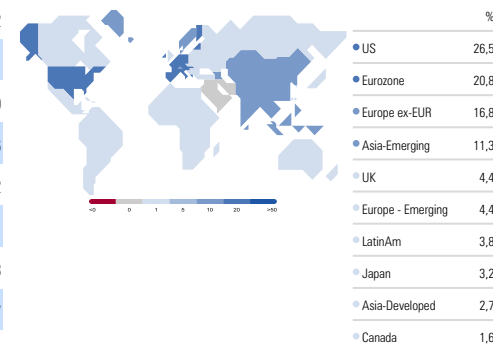


Största innehav

| Company | Sector | Vikt % |
|--|--------------------|--------|
| Volvo AB Class B | Industrials | 3,2 |
| Sweden (Kingdom Of) 2.5% | — | 3,1 |
| Investor AB A | Financial Services | 3,0 |
| Skandinaviska Enskilda Banken AB Class A | Financial Services | 2,6 |
| Atlas Copco AB Class B | Industrials | 2,2 |
| AstraZeneca PLC | Healthcare | 2,1 |
| Epiroc AB Share B | Industrials | 1,8 |
| Nordea Hypotek AB 1% | — | 1,7 |
| Indutrade AB | Industrials | 1,6 |
| Hexagon AB Class B | Technology | 1,6 |

Intäkter exponering, Region

Portfolio Date: 2023-02-28



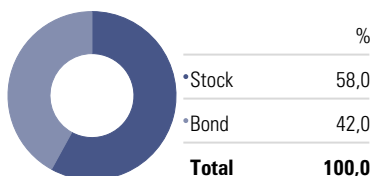
Riskindikatorer

Time Period: 2021-04-01 to 2023-03-31

| | Fond | Index |
|---------------------------|-------|-------|
| Std Dev | 12,3 | 12,0 |
| Excess Return | -0,7 | 0,0 |
| Information Ratio (arith) | -0,57 | — |
| Sharpe Ratio | 0,05 | 0,11 |
| Tracking Error | 1,2 | 0,0 |
| Alpha | -0,66 | 0,00 |
| Beta | 1,03 | 1,00 |
| R2 | 99,1 | 100,0 |

Allokering

Portfolio Date: 2023-03-31



Hållbarhetsrating



Koldioxidrisker

Portfolio Date: 2022-12-31

Low Carbon Designation



Morningstar carbon metrics are asset-weighted portfolio calculations based on Sustainalytics' company Carbon Risk Rating. To receive the Morningstar® Low Carbon Designation™, a fund must have a 12-month average Portfolio Carbon Risk Score below 10 and a 12-month average Fossil Fuel Involvement of less than 7% of assets. This signal helps investors easily identify funds that are well-positioned to transition to a low-carbon economy.

Månadsrapport

AMF Företagsobligationsfond



As of 2023-03-31

Fondandelar kan både öka och minska i värde. Det är inte säkert att du får tillbaka hela det insatta kapitalet.

Översikt

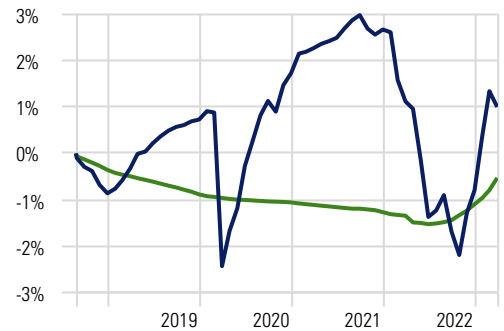
| | |
|----------------------------|-----------------------------------|
| Morningstar Rating 3 Yr | ★★★★ |
| Morningstar Rating Overall | ★★★★ |
| Inception Date | 2018-08-29 |
| Fund Size (Mil) | 872,3 |
| NAV | 101,00 |
| Cash % | 3,1 |
| % Asset in Top 10 Holdings | 18,0 |
| # of Holdings | 43 |
| Manager Name | Johan Moeschlin, Charlotte Sillén |

Kalenderavkastning %

| | YTD | 2022 | 2021 | 2020 | 2019 | 2018 |
|---|-----|------|------|------|------|------|
| Företagsobligationsfond | 1,8 | -3,4 | 0,9 | 1,0 | 1,6 | — |
| Handelsbanken Markets Sweden All Treasury Bills | 0,6 | 0,2 | -0,2 | -0,2 | -0,5 | — |

Utveckling

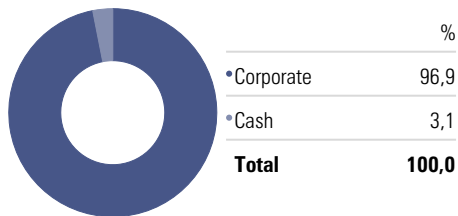
Time Period: 2018-08-28 to 2023-03-31



Rullande avkastning, Årsbasis %

| | 1 month | 3 months | 1 Year | 3 Years | 5 Years |
|---|---------|----------|--------|---------|---------|
| Företagsobligationsfond | -0,3 | 1,8 | -0,1 | 1,2 | — |
| Handelsbanken Markets Sweden All Treasury I | 0,3 | 0,6 | 0,8 | 0,1 | — |

Sektorer

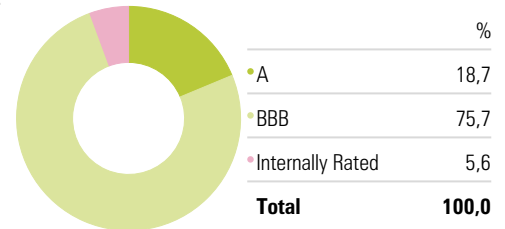


Största innehav

| | Vikt % |
|---|--------|
| Skandinaviska Enskilda Banken AB (publ) 4.34% | 5,1 |
| Atrium Ljungberg AB 3.75% | 4,3 |
| Santander Consumer Bank AS 3.86% | 3,9 |
| Bonnier Fastigheter Finans Ab (Publ) 4.16% | 3,9 |
| Castellum AB 4.56% | 3,8 |
| Fabege AB 3.89% | 3,7 |
| Humlegarden Fastigheter AB 4.48% | 3,4 |
| Svenska Cellulosa Aktiebolaget SCA (publ) 4.18% | 3,3 |
| Sparbanken Skane AB 4.46% | 3,2 |
| Husqvarna AB 5.04% | 3,0 |

Rating

Portfolio Date: 2023-03-31



Riskindikatorer

Time Period: 2021-04-01 to 2023-03-31

| | Fond | Index |
|---------------------------|-------|-------|
| Std Dev | 2,1 | 0,3 |
| Excess Return | -0,9 | 0,0 |
| Information Ratio (arith) | -0,45 | — |
| Sharpe Ratio | -0,43 | 0,04 |
| Tracking Error | 2,0 | 0,0 |
| Alpha | -0,94 | 0,00 |
| Beta | 14,89 | 1,00 |
| R2 | 29,3 | 100,0 |

Riskmått

| | |
|------------------------------|------|
| Duration | 0,61 |
| Modified duration, % | 0,58 |
| Modified duration credits, % | 0,58 |
| Yield, % | 5,38 |
| Average time to maturity | 2,36 |

Hållbarhetsrating



Koldioxidrisker

Portfolio Date: 2022-12-31

Low Carbon Designation



Morningstar carbon metrics are asset-weighted portfolio calculations based on Sustainalytics' company Carbon Risk Rating. To receive the Morningstar® Low Carbon Designation™, a fund must have a 12-month average Portfolio Carbon Risk Score below 10 and a 12-month average Fossil Fuel Involvement of less than 7% of assets. This signal helps investors easily identify funds that are well-positioned to transition to a low-carbon economy.

Månadsrapport

AMF Räntefond Kort



As of 2023-03-31

Fondandelar kan både öka och minska i värde. Det är inte säkert att du får tillbaka hela det insatta kapitalet.

Översikt

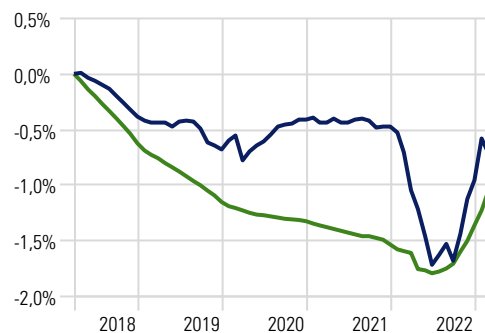
| | |
|----------------------------|-----------------------------------|
| Morningstar Rating 3 Yr | — |
| Morningstar Rating Overall | — |
| Inception Date | 2004-05-17 |
| Fund Size (Mil) | 7 114,5 |
| NAV | 111,45 |
| Cash % | 2,3 |
| % Asset in Top 10 Holdings | 10,7 |
| # of Holdings | 30 |
| Manager Name | Johan Moeschlin, Charlotte Sillén |

Kalenderavkastning %

| | YTD | 2022 | 2021 | 2020 | 2019 | 2018 |
|---|-----|------|------|------|------|------|
| Räntefond-Kort | 0,5 | -0,5 | -0,1 | 0,3 | -0,3 | -0,5 |
| Handelsbanken Markets Sweden All Treasury Bills | 0,6 | 0,2 | -0,2 | -0,2 | -0,5 | -0,8 |

Utveckling

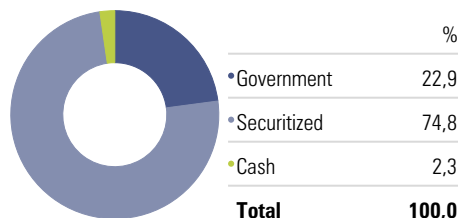
Time Period: 2018-04-01 to 2023-03-31



Rullande avkastning, Årsbasis %

| | 1 month | 3 months | 1 Year | 5 Years | 10 Years |
|---|---------|----------|--------|---------|----------|
| Räntefond-Kort | 0,2 | 0,5 | 0,6 | -0,1 | 0,2 |
| Handelsbanken Markets Sweden All Treasury Bills | 0,3 | 0,6 | 0,8 | -0,2 | -0,2 |

Sektorer

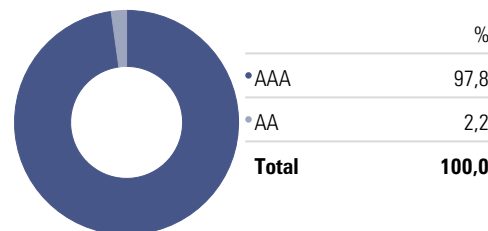


Största innehav

| Innehav | Vikt % |
|--|--------|
| Landshypotek Bank AB (publ) 4.14% | 6,5 |
| Skandiabanken AB 4.07% | 6,4 |
| Realkredit Danmark A/S 3.36% | 6,2 |
| Nykredit Realkredit A/S 3.1% | 5,3 |
| DnB Boligkreditt AS 0.75% | 5,0 |
| Lansforsakringar Hypotek AB 1.25% | 4,5 |
| Sparebanken Vest Boligkreditt AS 3.97% | 4,3 |
| African Development Bank 2.88% | 4,2 |
| Skandinaviska Enskilda Banken AB (publ) 1% | 4,0 |
| Nykredit Realkredit A/S 3.42% | 3,9 |

Rating

Portfolio Date: 2023-03-31



Riskindikatorer

Time Period: 2021-04-01 to 2023-03-31

| | Fond | Index |
|---------------------------|-------|-------|
| Std Dev | 0,6 | 0,3 |
| Excess Return | -0,3 | 0,0 |
| Information Ratio (arith) | -0,63 | — |
| Sharpe Ratio | -0,59 | 0,04 |
| Tracking Error | 0,5 | 0,0 |
| Alpha | -0,32 | 0,00 |
| Beta | 2,49 | 1,00 |
| R2 | 12,5 | 100,0 |

Riskmått

| | |
|------------------------------|------|
| Duration | 0,57 |
| Modified duration, % | 0,55 |
| Modified duration credits, % | 0,66 |
| Yield, % | 3,48 |
| Average time to maturity | 2,58 |

Hållbarhetsrating



Koldioxidrisker

Portfolio Date: 2022-12-31

No Designation

Morningstar carbon metrics are asset-weighted portfolio calculations based on Sustainalytics' company Carbon Risk Rating. To receive the Morningstar® Low Carbon Designation™, a fund must have a 12-month average Portfolio Carbon Risk Score below 10 and a 12-month average Fossil Fuel Involvement of less than 7% of assets. This signal helps investors easily identify funds that are well-positioned to transition to a low-carbon economy.

Månadsrapport

AMF Räntefond Lång



As of 2023-03-31

Fondandelar kan både öka och minska i värde. Det är inte säkert att du får tillbaka hela det insatta kapitalet.

Översikt

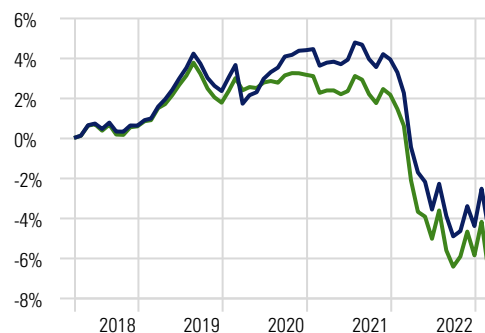
| | |
|----------------------------|-----------------------------------|
| Morningstar Rating 3 Yr | ★★★★ |
| Morningstar Rating Overall | ★★★★★ |
| Inception Date | 1998-12-30 |
| Fund Size (Mil) | 7 925,0 |
| NAV | 141,00 |
| Cash % | -9,7 |
| % Asset in Top 10 Holdings | 57,2 |
| # of Holdings | 79 |
| Manager Name | Johan Moeschlin, Charlotte Sillén |

Kalenderavkastning %

| | YTD | 2022 | 2021 | 2020 | 2019 | 2018 |
|---|-----|------|------|------|------|------|
| Räntefond-Lång | 1,3 | -8,0 | -0,4 | 2,0 | 1,7 | 1,2 |
| Handelsbanken Markets Combined Sweden All Bonds | 1,0 | -7,9 | -1,0 | 1,4 | 1,2 | 1,0 |

Utveckling

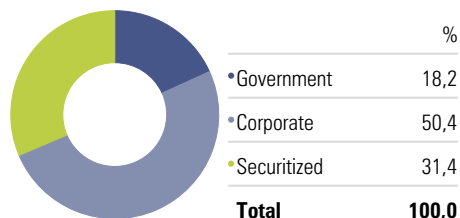
Time Period: 2018-04-01 to 2023-03-31



Rullande avkastning, Årsbasis %

| | 1 month | 3 months | 1 Year | 5 Years | 10 Years |
|---|---------|----------|--------|---------|----------|
| Räntefond-Lång | 1,4 | 1,3 | -2,7 | -0,6 | 1,1 |
| Handelsbanken Markets Combined Sweden All Bonds | 1,7 | 1,0 | -2,9 | -1,0 | 0,7 |

Sektorer

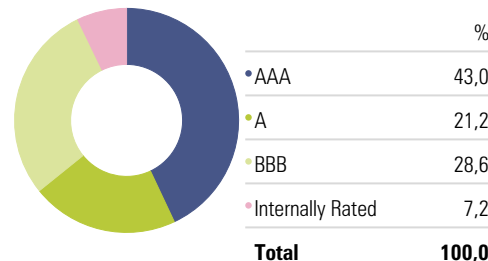


Största innehav

| Innehav | Vikt % |
|--|--------|
| Lansforsakringar Hypotek AB 1.25% | 4,6 |
| Nordea Hypotek AB 1% | 3,9 |
| Skandinaviska Enskilda Banken AB (publ) 0.5% | 3,4 |
| Sweden (Kingdom Of) 1% | 3,3 |
| Sweden (Kingdom Of) 2.5% | 2,8 |
| Sweden (Kingdom Of) 0.75% | 2,7 |
| Swedish Covered Bond Corporation 2% | 2,7 |
| Sweden (Kingdom Of) 0.75% | 2,6 |
| Lansforsakringar Bank Aktiebolag (Publ) 4.1% | 2,5 |
| Swedish Covered Bond Corporation 1% | 2,5 |

Rating

Portfolio Date: 2023-03-31



Riskindikatorer

Time Period: 2021-04-01 to 2023-03-31

| | Fond | Index |
|---------------------------|-------|-------|
| Std Dev | 4,0 | 4,3 |
| Excess Return | 0,3 | 0,0 |
| Information Ratio (arith) | 0,36 | — |
| Sharpe Ratio | -0,93 | -0,93 |
| Tracking Error | 0,7 | 0,0 |
| Alpha | -0,07 | 0,00 |
| Beta | 0,92 | 1,00 |
| R2 | 97,3 | 100,0 |

Riskmått

| | |
|------------------------------|------|
| Duration | 3,96 |
| Modified duration, % | 3,79 |
| Modified duration credits, % | 2,32 |
| Yield, % | 4,58 |
| Average time to maturity | 3,60 |

Hållbarhetsrating



Koldioxidrisker

Portfolio Date: 2022-12-31

No Designation

Morningstar carbon metrics are asset-weighted portfolio calculations based on Sustainalytics' company Carbon Risk Rating. To receive the Morningstar® Low Carbon Designation™, a fund must have a 12-month average Portfolio Carbon Risk Score below 10 and a 12-month average Fossil Fuel Involvement of less than 7% of assets. This signal helps investors easily identify funds that are well-positioned to transition to a low-carbon economy.

Månadsrapport

AMF Räntefond Mix



As of 2023-03-31

Fondandelar kan både öka och minska i värde. Det är inte säkert att du får tillbaka hela det insatta kapitalet.

Översikt

| | |
|----------------------------|-----------------------------------|
| Morningstar Rating 3 Yr | — |
| Morningstar Rating Overall | — |
| Inception Date | 2012-01-18 |
| Fund Size (Mil) | 3 426,0 |
| NAV | 109,73 |
| Cash % | 5,2 |
| % Asset in Top 10 Holdings | 27,9 |
| # of Holdings | 86 |
| Manager Name | Johan Moeschlin, Charlotte Sillén |

Kalenderavkastning %

| | YTD | 2022 | 2021 | 2020 | 2019 | 2018 |
|---------------------|-----|------|------|------|------|------|
| Räntefond-Mix | 1,3 | -8,9 | -1,8 | 2,7 | 1,7 | 0,0 |
| Index Räntefond-Mix | 1,5 | -9,6 | -1,9 | 2,4 | 1,4 | 0,0 |

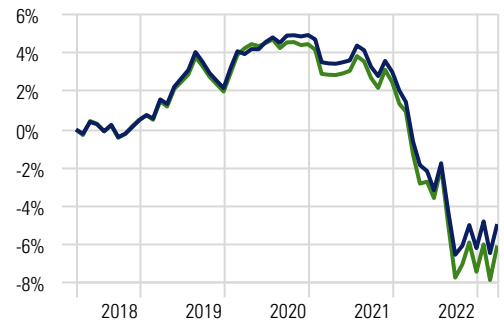
Indexet består av Handelsb. Markets Sweden All Government Bonds 1-10 år 25%, JPM Germany Government index 1-10 år 25%, JPM UK Government index 1-10 år 25%, JPM US Treasury index 1-10 år 25%, hedgat till SEK

Rullande avkastning, Årsbasis %

| | 1 month | 3 months | 1 Year | 5 Years | 10 Years |
|---------------------|---------|----------|--------|---------|----------|
| Räntefond-Mix | 1,6 | 1,3 | -4,3 | -1,0 | 0,5 |
| Index Räntefond-Mix | 1,9 | 1,5 | -4,8 | -1,2 | 0,2 |

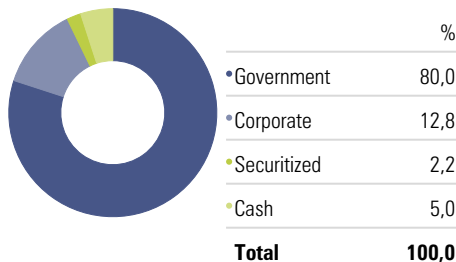
Utveckling

Time Period: 2018-04-01 to 2023-03-31



Räntefond-Mix -4,9% Index Räntefond-Mix -6,0%

Sektorer

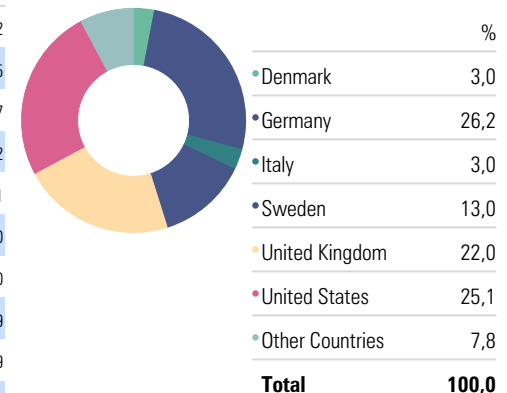


Största innehav

| Innehav | Vikt (%) |
|--|----------|
| United States Treasury Notes 1.25% | 5,2 |
| United Kingdom of Great Britain and Northern Ireland 3.5% | 4,5 |
| Germany (Federal Republic Of) 0.5% | 3,7 |
| Germany (Federal Republic Of) 0.5% | 3,2 |
| United Kingdom of Great Britain and Northern Ireland 1.63% | 3,1 |
| United States Treasury Notes 0.5% | 3,0 |
| Germany (Federal Republic Of) 0% | 3,0 |
| Jyske Bank A/S 4.84% | 2,9 |
| Germany (Federal Republic Of) 1% | 2,9 |
| United States Treasury Notes 0.63% | 2,9 |

Länder

Portfolio Date: 2023-03-31



Riskindikatorer

Time Period: 2021-04-01 to 2023-03-31

| | Fond | Index |
|---------------------------|-------|-------|
| Std Dev | 4,1 | 4,8 |
| Excess Return | 0,3 | 0,0 |
| Information Ratio (arith) | 0,34 | — |
| Sharpe Ratio | -1,08 | -0,98 |
| Tracking Error | 0,9 | 0,0 |
| Alpha | -0,43 | 0,00 |
| Beta | 0,85 | 1,00 |
| R2 | 98,7 | 100,0 |

Riskmått

| | |
|------------------------------|------|
| Duration | 4,11 |
| Modified Duration, % | 3,98 |
| Modified duration credits, % | 2,62 |
| Yield, % | 3,44 |
| Average time to maturity | 4,14 |

Hållbarhetsrating



Koldioxidrisker

Portfolio Date: 2022-12-31

No Designation

Morningstar carbon metrics are asset-weighted portfolio calculations based on Sustainalytics' company Carbon Risk Rating. To receive the Morningstar® Low Carbon Designation™, a fund must have a 12-month average Portfolio Carbon Risk Score below 10 and a 12-month average Fossil Fuel Involvement of less than 7% of assets. This signal helps investors easily identify funds that are well-positioned to transition to a low-carbon economy.

Månadsrapport

AMF Strategifond Global



As of 2023-03-31

Fondandelar kan både öka och minska i värde. Det är inte säkert att du får tillbaka hela det insatta kapitalet.

Översikt

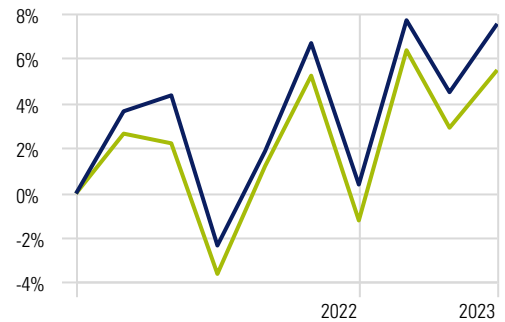
| | |
|----------------------------|---------------------------------|
| Morningstar Rating 3 Yr | — |
| Morningstar Rating Overall | — |
| Inception Date | 2022-07-01 |
| Fund Size (Mil) | 332,2 |
| NAV | 107,57 |
| Cash % | 5,3 |
| % Asset in Top 10 Holdings | 98,6 |
| # of Holdings | 5 |
| Manager Name | Magnus Jonasson, Thomas Nordahl |

Kalenderavkastning %

| | Från start | YTD | 2022 | 2021 | 2020 | 2019 |
|---------------------------|------------|-----|------|------|------|------|
| Strategifond Global | 7,6 | 7,1 | — | — | — | — |
| MSCI ACWI NR (omräkn.sek) | 5,5 | 6,8 | — | — | — | — |

Utveckling

Time Period: 2022-06-30 to 2023-03-31

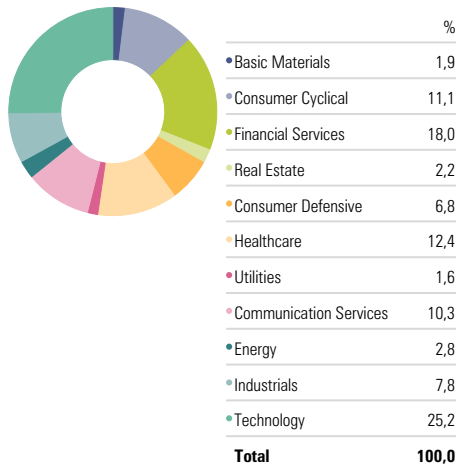


■ Strategifond Global 7,6% ■ MSCI ACWI NR (omräkn.sek) 5,5%

Rullande avkastning, Årsbasis %

| | 1 month | 3 months | 1 Year | 3 Years | 5 Years |
|---------------------------|---------|----------|--------|---------|---------|
| Strategifond Global | 2,9 | 7,1 | — | — | — |
| MSCI ACWI NR (omräkn.sek) | 2,5 | 6,8 | — | — | — |

Sektorer (Genomlysning AMF Aktiefond Global)

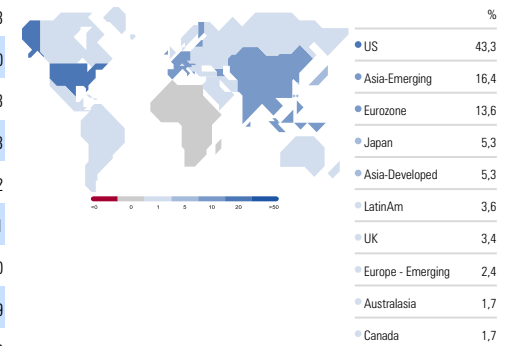


Största innehav (Genomlysning AMF Aktiefond Global)

| Company | Sektor | Vikt % |
|-------------------------------------|------------------------|--------|
| Microsoft Corp | Technology | 7,3 |
| Visa Inc Class A | Financial Services | 3,0 |
| NVIDIA Corp | Technology | 2,3 |
| AstraZeneca PLC | Healthcare | 2,3 |
| Alphabet Inc Class C | Communication Services | 2,2 |
| LVMH Moët Hennessy Louis Vuitton SE | Consumer Cyclical | 2,1 |
| Alphabet Inc Class A | Communication Services | 2,0 |
| Berkshire Hathaway Inc Class B | Financial Services | 1,9 |
| Procter & Gamble Co | Consumer Defensive | 1,9 |
| Tesla Inc | Consumer Cyclical | 1,8 |

Intäkter Region (Genomlysning AMF Aktiefond Global)

Portfolio Date: 2023-02-28

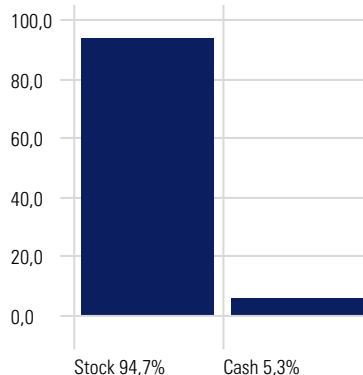


Riskindikatorer

Time Period: 2021-04-01 to 2023-03-31

| | Fond | Index |
|---------------------------|------|-------|
| Std Dev | — | — |
| Excess Return | — | — |
| Information Ratio (arith) | — | — |
| Sharpe Ratio | — | — |
| Tracking Error | — | — |
| Alpha | — | — |
| Beta | — | — |
| R2 | — | — |

Allokering



Hållbarhetsrating



Koldioxidrisker

Portfolio Date: 2022-12-31

No Designation

Morningstar carbon metrics are asset-weighted portfolio calculations based on Sustainalytics' company Carbon Risk Rating. To receive the Morningstar® Low Carbon Designation™, a fund must have a 12-month average Portfolio Carbon Risk Score below 10 and a 12-month average Fossil Fuel Involvement of less than 7% of assets. This signal helps investors easily identify funds that are well-positioned to transition to a low-carbon economy.

Månadsrapport

As of 2023-03-31



DEFINITIONER

Std Dev (volatilitet) Std Dev är ett riskmått, som avser spridning kring förväntad avkastning. Ett stort spridningsmått innebär hög risk och vice versa. Till exempel innebär 10% volatilitet att avkastningen med två tredjedels sannolikhet kommer att hamna inom 10% från den förväntade avkastningen.

Excess Return Avser den värdeökning alternativt värdeminskning som uppstått under perioden utöver jämförelseindex

Information Ratio Information Ratio ställer en fonds uppnådda avkastning (utöver jämförelseindex) i relation till den aktiva risken. Måttet anger hur mycket extra avkastning som uppnåtts jämfört med hur mycket extra risk som tagits.

Sharpe Ratio Ställer avkastning i relation till den totala risken. Anger hur mycket avkastning, nedjusterad med den riskfria räntan, som uppnåtts i relation till hur mycket risk som tagits.

Tracking Error Mäter storleken på avvikelser mellan en fonds och dess jämförelseindex avkastning. Ett högt tracking error indikerar att förvaltningen avvikit mycket från den övriga marknaden, index. Till exempel innebär 5% tracking error att fondens avkastning, två år av tre, kommer att hamna inom ett intervall om 5% från dess jämförelseindex avkastning.

Alpha Beskriver den uppnådda över- eller underavkastning i förhållande till jämförelseindex med justering av beta, det vill säga med hänsyn till hur stor marknadsrisk som tagits. Om alfa är positivt har fonden överavkastat i förhållande till den marknadsrisk som tagits.

Beta Beta anger sambandet mellan en fonds avkastning och dess marknads avkastning. Om $\beta = 1$ tenderar fondens avkastning att uppföra sig som marknads avkastning. $\beta < 1$ innebär att marknads svängningar försvagas och $\beta > 1$ betyder att marknads svängningar förstärks.

R2 R2 anger hur starkt sambandet är mellan en fond och dess index.

Duration Duration är en räntefonds genomsnittliga återbetalningstid, vägd med kassaströmmarnas nuvärde.

Modified duration Anger hur känsligt räntefondens värde är för förändringar i räntenivån, det vill säga med hur många procent fondens värde ändras när räntenivån sjunker eller stiger med en procentenhet.

Modified duration credits Modifierad duration på alla innehav exklusive sådana utgivna av stater.

Yield Förväntad avkastning vid oförändrad räntenivå

Average time to maturity En sammanvägning av alla innehavs löptid till slutligt förfall.