

# Månadsrapport

## AMF Aktiefond Asien Stilla havet



As of 2023-02-28

Fondandelar kan både öka och minska i värde. Det är inte säkert att du får tillbaka hela det insatta kapitalet.

### Översikt

Morningstar Rating 3 Yr	★★★★
Morningstar Rating Overall	★★★★
Inception Date	2008-09-25
Fund Size (Mil)	1 845,9
NAV	271,42
Cash %	1,4
% Asset in Top 10 Holdings	33,1
# of Holdings	127
Manager Name	Henrik Oh, Martin Siwmark

### Kalenderavkastning %

	YTD	2022	2021	2020	2019	2018
Aktiefond-Asien Stilla havet	2,1	-9,3	8,9	12,3	28,3	-5,6
MSCI AC Asia Pacific NR (omräkn.sek)	1,6	-8,6	9,5	6,4	28,5	-6,8

### Utveckling

Time Period: 2018-03-01 to 2023-02-28

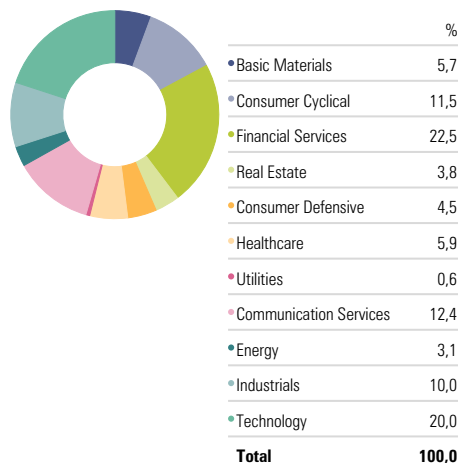


Aktiefond-Asien Stilla havet 33,0% MSCI AC Asia Pacific NR (omräkn.sek) 25,6%

### Rullande avkastning, Årsbasis %

	1 month	3 months	1 Year	5 Years	10 Years
Aktiefond-Asien Stilla havet	-6,7	-0,1	-3,7	5,9	9,1
MSCI AC Asia Pacific NR (omräkn.sek)	-6,2	-0,9	-5,1	4,7	9,2

### Sektorer

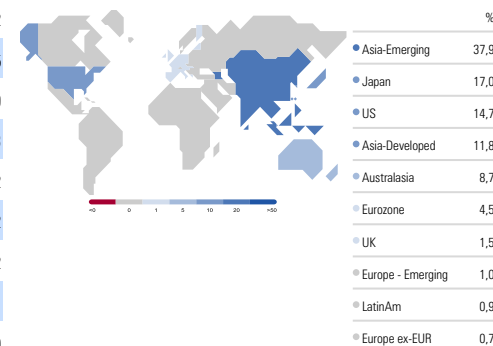


### Största innehav

Innehav	Sektor	Vikt %
Taiwan Semiconductor Manufacturing Co Ltd	Technology	7,2
Tencent Holdings Ltd	Communication Services	5,5
Alibaba Group Holding Ltd Ordinary Shares	Consumer Cyclical	3,9
Chailease Holding Co Ltd	Financial Services	2,3
Commonwealth Bank of Australia	Financial Services	2,2
Shin-Etsu Chemical Co Ltd	Basic Materials	2,2
Reliance Industries Ltd	Energy	2,2
Sumitomo Mitsui Financial Group Inc	Financial Services	2,1
East Japan Railway Co	Industrials	2,0
Sony Group Corp	Technology	2,0

### Intäkter exponering, Region

Portfolio Date: 2023-02-28



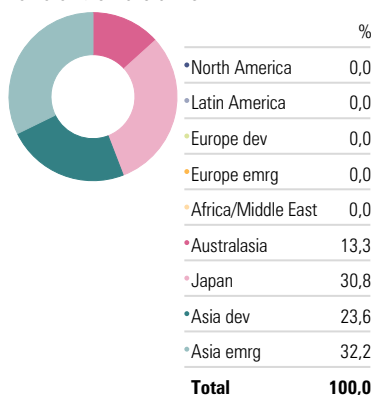
### Riskindikatorer

Time Period: 2021-03-01 to 2023-02-28

	Fond	Index
Std Dev	15,0	14,6
Excess Return	-0,5	0,0
Information Ratio (arith)	-0,23	—
Sharpe Ratio	-0,11	-0,09
Tracking Error	2,1	0,0
Alpha	-0,42	0,00
Beta	1,02	1,00
R2	98,1	100,0

### Regioner

Portfolio Date: 2023-02-28



### Hållbarhetsrating



### Koldioxidrisker

Portfolio Date: 2022-12-31

### Low Carbon Designation



Morningstar carbon metrics are asset-weighted portfolio calculations based on Sustainalytics' company Carbon Risk Rating. To receive the Morningstar® Low Carbon Designation™, a fund must have a 12-month average Portfolio Carbon Risk Score below 10 and a 12-month average Fossil Fuel Involvement of less than 7% of assets. This signal helps investors easily identify funds that are well-positioned to transition to a low-carbon economy.

# Månadsrapport

## AMF Aktiefond Europa



As of 2023-02-28

Fondandelar kan både öka och minska i värde. Det är inte säkert att du får tillbaka hela det insatta kapitalet.

### Översikt

Morningstar Rating 3 Yr	★★★★
Morningstar Rating Overall	★★★★
Inception Date	1999-04-30
Fund Size (Mil)	7 237,9
NAV	295,82
Cash %	2,8
% Asset in Top 10 Holdings	38,3
# of Holdings	94
Manager Name	Rickard Alte, Martin Siwmark

### Kalenderavkastning %

	YTD 2022	2021	2020	2019	2018
Aktiefond-Europa	8,2	-4,0	23,1	1,1	29,6
MSCI AC Europe NR (omräkn.sek)	8,1	-7,4	28,2	-4,8	32,5

### Rullande avkastning, Årsbasis %

	1 month	3 months	1 Year	5 Years	10 Years
Aktiefond-Europa	-1,2	6,2	10,1	8,6	10,6
MSCI AC Europe NR (omräkn.sek)	-1,0	5,7	7,0	8,6	10,1

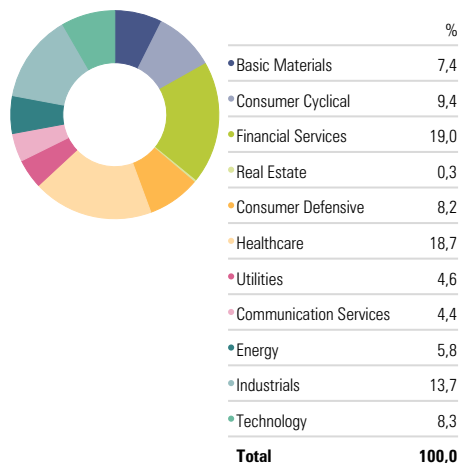
### Utveckling

Time Period: 2018-03-01 to 2023-02-28



Aktiefond-Europa 50,9% MSCI AC Europe NR (omräkn.sek) 51,0%

### Sektorer

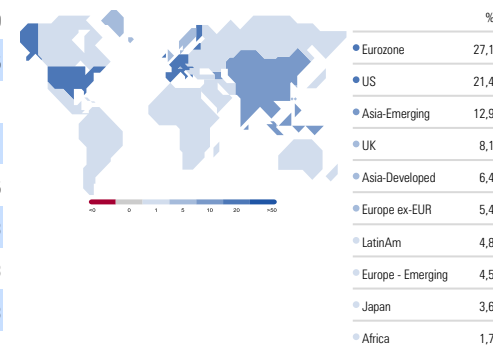


### Största innehav

Company	Sector	Vikt %
AstraZeneca PLC	Healthcare	5,9
ASML Holding NV	Technology	4,5
TotalEnergies SE	Energy	4,1
Novo Nordisk A/S Class B	Healthcare	4,1
Roche Holding AG	Healthcare	3,5
Allianz SE	Financial Services	3,3
ING Groep NV	Financial Services	3,3
Air Liquide SA	Basic Materials	3,3
SAP SE	Technology	3,1
Compagnie Financiere Richemont SA	Consumer Cyclical	3,1

### Intäkter exponering, Region

Portfolio Date: 2023-02-28



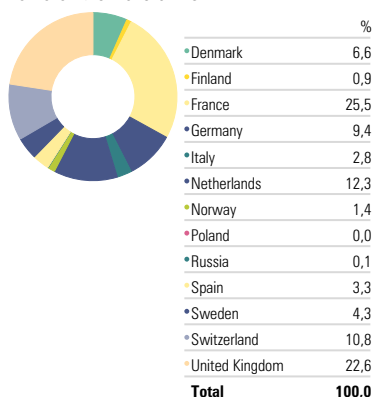
### Riskindikatorer

Time Period: 2021-03-01 to 2023-02-28

	Fond	Index
Std Dev	14,8	14,6
Excess Return	0,4	0,0
Information Ratio (arith)	0,14	—
Sharpe Ratio	0,85	0,83
Tracking Error	2,9	0,0
Alpha	0,42	0,00
Beta	1,00	1,00
R2	96,3	100,0

### Länder

Portfolio Date: 2023-02-28



### Hållbarhetsrating



### Koldioxidrisker

Portfolio Date: 2022-12-31

**No Designation**

Morningstar carbon metrics are asset-weighted portfolio calculations based on Sustainalytics' company Carbon Risk Rating. To receive the Morningstar® Low Carbon Designation™, a fund must have a 12-month average Portfolio Carbon Risk Score below 10 and a 12-month average Fossil Fuel Involvement of less than 7% of assets. This signal helps investors easily identify funds that are well-positioned to transition to a low-carbon economy.

# Månadsrapport

## AMF Aktiefond Global



As of 2023-02-28

Fondandelar kan både öka och minska i värde. Det är inte säkert att du får tillbaka hela det insatta kapitalet.

### Översikt

Morningstar Rating 3 Yr	★★★★★
Morningstar Rating Overall	★★★★★
Inception Date	2001-11-15
Fund Size (Mil)	27 927,8
NAV	284,66
Cash %	3,3
% Asset in Top 10 Holdings	26,8
# of Holdings	154
Manager Name	Björn Lind, Ulf Alexandersson

### Kalenderavkastning %

	YTD	2022	2021	2020	2019	2018
Aktiefond-Global	4,5	-7,3	33,3	5,2	34,7	-1,1
MSCI ACWI NR (omräkn.sek)	4,2	-8,8	33,2	1,8	34,3	-1,1

### Rullande avkastning, Årsbasis %

	1 month	3 months	1 Year	5 Years	10 Years
Aktiefond-Global	-3,0	-1,9	0,4	12,1	13,8
MSCI ACWI NR (omräkn.sek)	-3,2	-2,2	-0,4	10,9	13,4

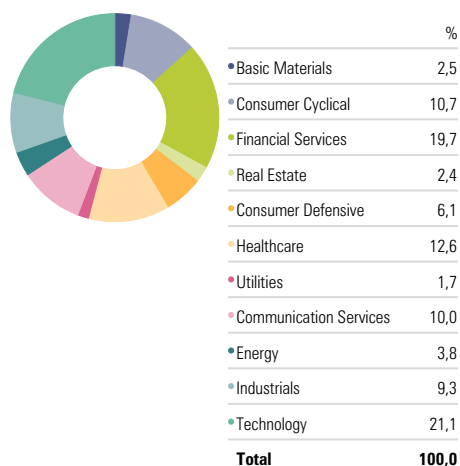
### Utveckling

Time Period: 2018-03-01 to 2023-02-28



Aktiefond-Global 77,3% MSCI ACWI NR (omräkn.sek) 67,7%

### Sektorer

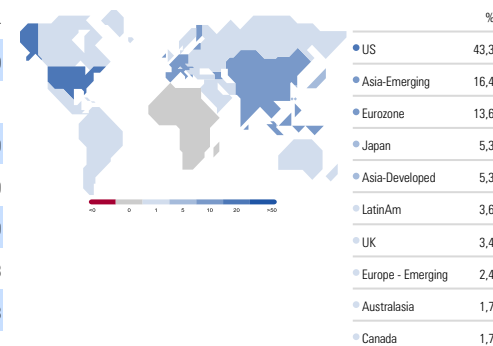


### Största innehav

Company	Sector	Vikt %
Microsoft Corp	Technology	6,4
Visa Inc Class A	Financial Services	3,0
Berkshire Hathaway Inc Class B	Financial Services	2,1
AstraZeneca PLC	Healthcare	1,9
LVMH Moët Hennessy Louis Vuitton SE	Consumer Cyclical	1,9
Tesla Inc	Consumer Cyclical	1,9
ING Groep NV	Financial Services	1,8
The Walt Disney Co	Communication Services	1,8
Alphabet Inc Class C	Communication Services	1,8
Alphabet Inc Class A	Communication Services	1,8

### Intäkter exponering, Region

Portfolio Date: 2023-02-28



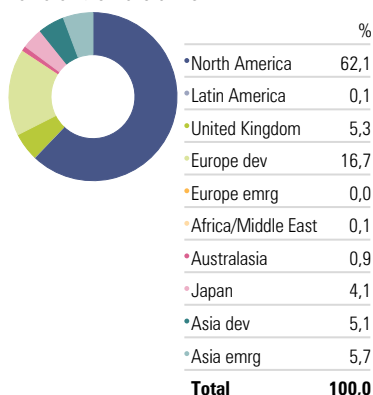
### Riskindikatorer

Time Period: 2021-03-01 to 2023-02-28

	Fond	Index
Std Dev	13,4	13,8
Excess Return	0,9	0,0
Information Ratio (arith)	0,53	—
Sharpe Ratio	0,82	0,75
Tracking Error	1,6	0,0
Alpha	1,07	0,00
Beta	0,97	1,00
R2	98,7	100,0

### Regioner

Portfolio Date: 2023-02-28



### Hållbarhetsrating



### Koldioxidrisker

Portfolio Date: 2022-12-31

#### No Designation

Morningstar carbon metrics are asset-weighted portfolio calculations based on Sustainalytics' company Carbon Risk Rating. To receive the Morningstar® Low Carbon Designation™, a fund must have a 12-month average Portfolio Carbon Risk Score below 10 and a 12-month average Fossil Fuel Involvement of less than 7% of assets. This signal helps investors easily identify funds that are well-positioned to transition to a low-carbon economy.

# Månadsrapport

## AMF Aktiefond Nordamerika



As of 2023-02-28

Fondandelar kan både öka och minska i värde. Det är inte säkert att du får tillbaka hela det insatta kapitalet.

### Översikt

Morningstar Rating 3 Yr	★★★★★
Morningstar Rating Overall	★★★★★
Inception Date	2007-09-24
Fund Size (Mil)	5 203,7
NAV	468,49
Cash %	0,3
% Asset in Top 10 Holdings	38,6
# of Holdings	76
Manager Name	Ulf Alexandersson, Björn Lind

### Kalenderavkastning %

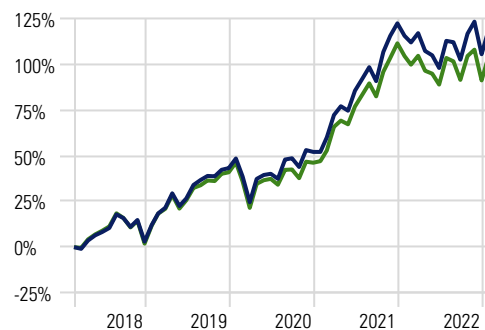
	YTD	2022	2021	2020	2019	2018
Aktiefond-Nordamerika	4,4	-7,6	46,2	6,2	39,0	5,3
MSCI USA NR (omräkn.sek)	4,0	-9,6	44,6	3,7	38,2	4,3

### Rullande avkastning, Årsbasis %

	1 month	3 months	1 Year	5 Years	10 Years
Aktiefond-Nordamerika	-2,1	-3,9	1,2	16,5	17,6
MSCI USA NR (omräkn.sek)	-2,8	-4,4	-0,4	14,7	17,1

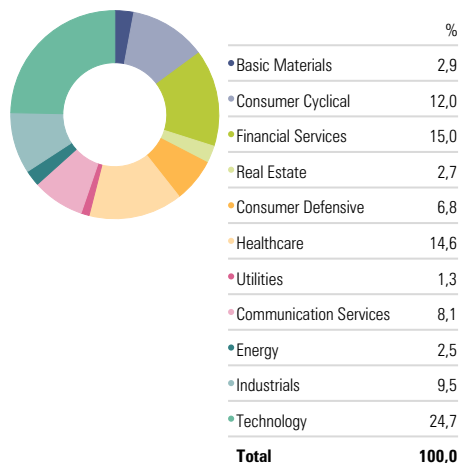
### Utveckling

Time Period: 2018-03-01 to 2023-02-28



Aktiefond-Nordamerika 114,3% MSCI USA NR (omräkn.sek) 98,6%

### Sektorer

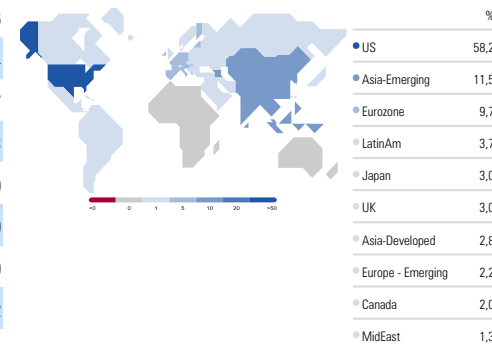


### Största innehav

Company	Sector	Vikt %
Microsoft Corp	Technology	9,6
Alphabet Inc Class C	Communication Services	6,4
Visa Inc Class A	Financial Services	3,7
Tesla Inc	Consumer Cyclical	3,3
NVIDIA Corp	Technology	3,0
Procter & Gamble Co	Consumer Defensive	3,0
PepsiCo Inc	Consumer Defensive	3,0
Merck & Co Inc	Healthcare	2,2
McDonald's Corp	Consumer Cyclical	2,2
Thermo Fisher Scientific Inc	Healthcare	2,2

### Intäkter exponering, Region

Portfolio Date: 2023-02-28



### Riskindikatorer

Time Period: 2021-03-01 to 2023-02-28

	Fond	Index
Std Dev	16,1	16,2
Excess Return	1,7	0,0
Information Ratio (arith)	0,90	—
Sharpe Ratio	0,98	0,88
Tracking Error	1,9	0,0
Alpha	1,69	0,00
Beta	0,99	1,00
R2	98,6	100,0

### Hållbarhetsrating



### Koldioxidrisker

Portfolio Date: 2022-12-31

### Low Carbon Designation



Morningstar carbon metrics are asset-weighted portfolio calculations based on Sustainalytics' company Carbon Risk Rating. To receive the Morningstar® Low Carbon Designation™, a fund must have a 12-month average Portfolio Carbon Risk Score below 10 and a 12-month average Fossil Fuel Involvement of less than 7% of assets. This signal helps investors easily identify funds that are well-positioned to transition to a low-carbon economy.

# Månadsrapport

# AMF Aktiefond Småbolag



As of 2023-02-28

Fondandelar kan både öka och minska i värde. Det är inte säkert att du får tillbaka hela det insatta kapitalet.

## Översikt

Morningstar Rating 3 Yr	★★★
Morningstar Rating Overall	★★★
Inception Date	2004-05-17
Fund Size (Mil)	18 686,0
NAV	1 171,22
Cash %	1,7
% Asset in Top 10 Holdings	32,2
# of Holdings	69
Manager Name	Angelica Hanson, Tomas Risbecker

## Kalenderavkastning %

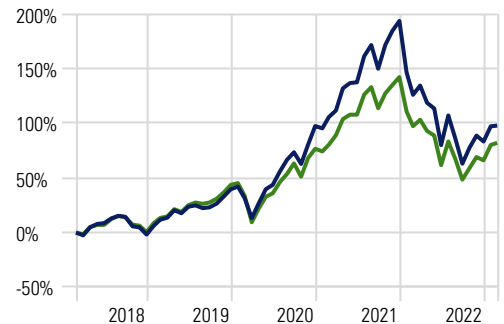
	YTD	2022	2021	2020	2019	2018
Aktiefond-Småbolag	7,9	-37,6	48,7	41,5	42,2	-2,6
Carnegie Small Cap Return Sweden	9,6	-31,4	37,1	23,0	43,2	-0,2

## Rullande avkastning, Årsbasis %

	1 month	3 months	1 Year	5 Years	10 Years
Aktiefond-Småbolag	0,3	4,9	-12,4	14,6	16,3
Carnegie Small Cap Return Sweden	1,1	7,7	-7,8	12,7	15,4

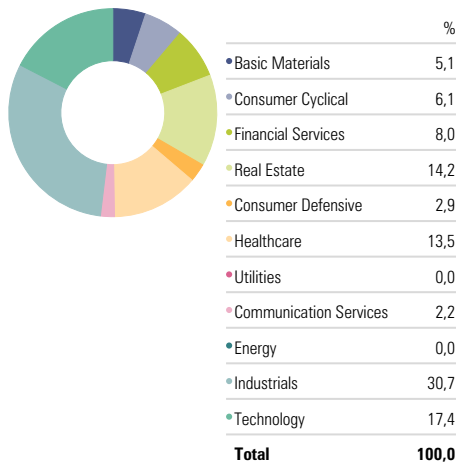
## Utveckling

Time Period: 2018-03-01 to 2023-02-28



Aktiefond-Småbolag 98,0% Carnegie Small Cap Return Sweden 82,1%

## Sektorer

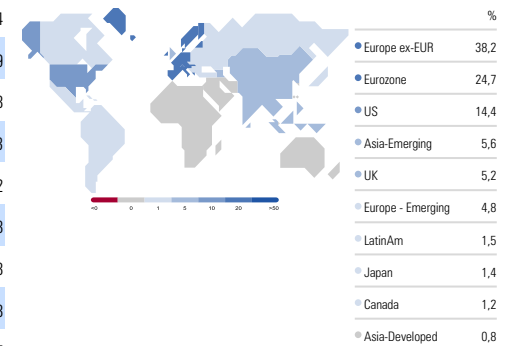


## Största innehav

Company	Sector	Vikt %
Hexatronic Group AB	Technology	4,4
Avanza Bank Holding AB	Financial Services	3,9
Trelleborg AB Class B	Industrials	3,8
Beijer Ref AB Class B	Industrials	3,3
Sweco AB Class B	Industrials	3,2
Axfood AB	Consumer Defensive	2,8
Skanska AB Class B	Industrials	2,8
Fastighets AB Balder Class B	Real Estate	2,8
Addnode Group AB Class B	Technology	2,7
HMS Networks AB	Technology	2,7

## Intäkter exponering, Region

Portfolio Date: 2023-02-28



## Riskindikatorer

Time Period: 2021-03-01 to 2023-02-28

	Fond	Index
Std Dev	29,8	26,1
Excess Return	-2,4	0,0
Information Ratio (arith)	-0,48	—
Sharpe Ratio	0,08	0,14
Tracking Error	5,0	0,0
Alpha	-1,85	0,00
Beta	1,13	1,00
R2	98,6	100,0

## Hållbarhetsrating



## Koldioxidrisker

Portfolio Date: 2022-12-31

## Low Carbon Designation



Morningstar carbon metrics are asset-weighted portfolio calculations based on Sustainalytics' company Carbon Risk Rating. To receive the Morningstar® Low Carbon Designation™, a fund must have a 12-month average Portfolio Carbon Risk Score below 10 and a 12-month average Fossil Fuel Involvement of less than 7% of assets. This signal helps investors easily identify funds that are well-positioned to transition to a low-carbon economy.

# Månadsrapport

# AMF Aktiefond Sverige



As of 2023-02-28

Fondandelar kan både öka och minska i värde. Det är inte säkert att du får tillbaka hela det insatta kapitalet.

## Översikt

Morningstar Rating 3 Yr	★
Morningstar Rating Overall	★
Inception Date	1998-12-30
Fund Size (Mil)	39 066,5
NAV	797,03
Cash %	1,2
% Asset in Top 10 Holdings	50,7
# of Holdings	49
Manager Name	Tomas Risbecker, Dick Bergqvist

## Kalenderavkastning %

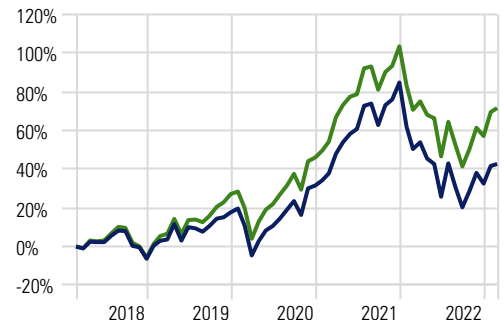
	YTD	2022	2021	2020	2019	2018
Aktiefond-Sverige	7,7	-28,3	40,5	11,7	25,7	-4,9
SIXPRX	9,2	-22,8	39,3	14,8	35,0	-4,6

## Rullande avkastning, Årsbasis %

	1 month	3 months	1 Year	5 Years	10 Years
Aktiefond-Sverige	0,7	3,3	-5,1	7,4	9,6
SIXPRX	1,2	6,3	0,5	11,4	11,4

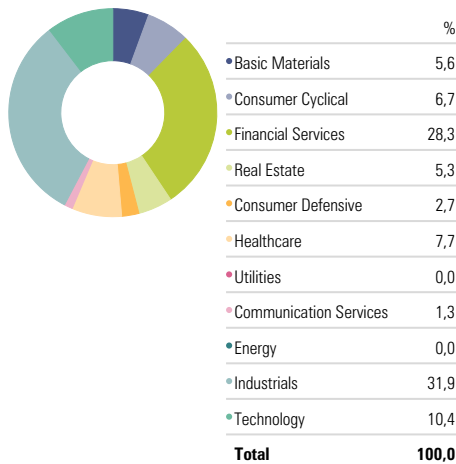
## Utveckling

Time Period: 2018-03-01 to 2023-02-28



■ Aktiefond-Sverige 42,6% ■ SIXPRX 71,5%

## Sektorer

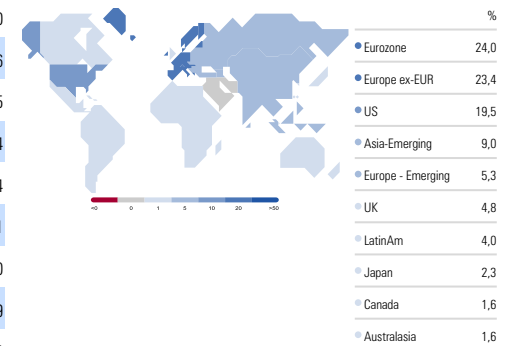


## Största innehav

Company	Sector	Vikt %
Volvo AB Class B	Industrials	8,0
Skandinaviska Enskilda Banken AB Class A	Financial Services	7,6
Investor AB A	Financial Services	7,5
Atlas Copco AB Class B	Industrials	5,4
Epiroc AB Share B	Industrials	4,4
Indutrade AB	Industrials	4,1
Hexagon AB Class B	Technology	4,0
AstraZeneca PLC	Healthcare	3,9
Svenska Cellulosa AB Class B	Basic Materials	3,0
Telefonaktiebolaget L M Ericsson Class B	Technology	2,8

## Intäkter exponering, Region

Portfolio Date: 2023-02-28



## Riskindikatorer

Time Period: 2021-03-01 to 2023-02-28

	Fond	Index
Std Dev	24,1	22,3
Excess Return	-3,7	0,0
Information Ratio (arith)	-1,18	—
Sharpe Ratio	0,18	0,34
Tracking Error	3,2	0,0
Alpha	-3,75	0,00
Beta	1,07	1,00
R2	98,7	100,0

## Hållbarhetsrating



## Koldioxidrisker

Portfolio Date: 2022-12-31

## Low Carbon Designation



Morningstar carbon metrics are asset-weighted portfolio calculations based on Sustainalytics' company Carbon Risk Rating. To receive the Morningstar® Low Carbon Designation™, a fund must have a 12-month average Portfolio Carbon Risk Score below 10 and a 12-month average Fossil Fuel Involvement of less than 7% of assets. This signal helps investors easily identify funds that are well-positioned to transition to a low-carbon economy.

# Månadsrapport

## AMF Aktiefond Tillväxtmarknader



As of 2023-02-28

Fondandelar kan både öka och minska i värde. Det är inte säkert att du får tillbaka hela det insatta kapitalet.

### Översikt

Morningstar Rating 3 Yr	★★★★
Morningstar Rating Overall	★★★★
Inception Date	2019-12-11
Fund Size (Mil)	2 015,6
NAV	108,10
Cash %	2,1
% Asset in Top 10 Holdings	40,4
# of Holdings	171
Manager Name	Henrik Oh, Martin Siwmark

### Kalenderavkastning %

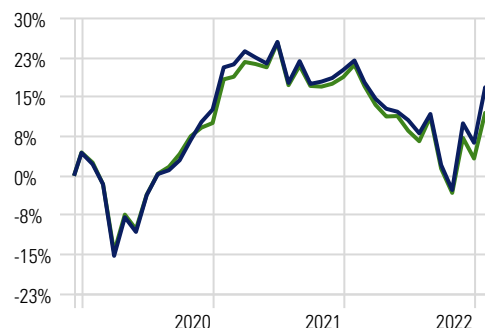
	YTD	2022	2021	2020	2019	2018
Aktiefond-Tillväxtmarknader	1,7	-11,5	6,7	7,9	—	—
MSCI Emerging Markets NR (omräkn.sek)	1,0	-13,1	8,0	5,4	—	—

### Rullande avkastning, Årsbasis %

	1 month	3 months	1 Year	3 Years	5 Years
Aktiefond-Tillväxtmarknader	-7,5	-1,7	-8,2	3,2	—
MSCI Emerging Markets NR (omräkn.sek)	-6,9	-2,7	-10,9	2,0	—

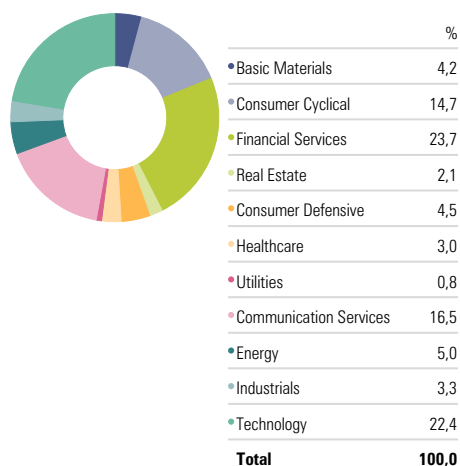
### Utveckling

Time Period: 2019-12-11 to 2023-02-28



Aktiefond-Tillväxtmarknader 8,1% MSCI Emerging Markets NR (omräkn.sek) 4,3%

### Sektorer

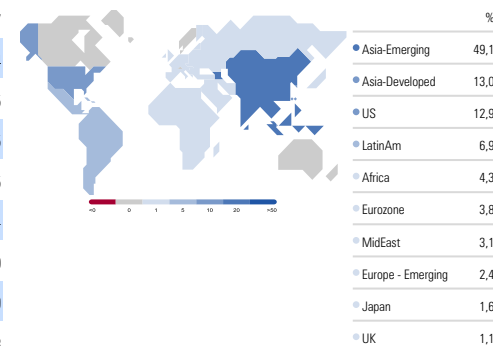


### Största innehav

Company	Sector	Vikt %
Taiwan Semiconductor Manufacturing Co Ltd	Technology	8,7
Tencent Holdings Ltd	Communication Services	8,4
Alibaba Group Holding Ltd Ordinary Shares	Consumer Cyclical	5,5
Reliance Industries Ltd	Energy	3,5
Meituan Class B	Consumer Cyclical	2,5
Chailease Holding Co Ltd	Financial Services	2,4
Infosys Ltd	Technology	2,0
MediaTek Inc	Technology	1,9
Housing Development Finance Corp Ltd	Financial Services	1,8
China Construction Bank Corp Class H	Financial Services	1,8

### Intäkter exponering, Region

Portfolio Date: 2023-02-28



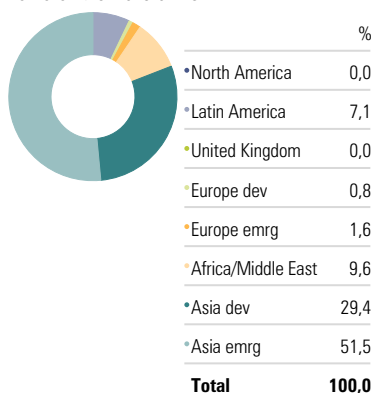
### Riskindikatorer

Time Period: 2021-03-01 to 2023-02-28

	Fond	Index
Std Dev	17,0	15,9
Excess Return	0,8	0,0
Information Ratio (arith)	0,30	—
Sharpe Ratio	-0,26	-0,34
Tracking Error	2,5	0,0
Alpha	1,29	0,00
Beta	1,06	1,00
R2	98,1	100,0

### Regioner

Portfolio Date: 2023-02-28



### Hållbarhetsrating



### Koldioxidrisker

Portfolio Date:

No Designation

Morningstar carbon metrics are asset-weighted portfolio calculations based on Sustainalytics' company Carbon Risk Rating. To receive the Morningstar® Low Carbon Designation™, a fund must have a 12-month average Portfolio Carbon Risk Score below 10 and a 12-month average Fossil Fuel Involvement of less than 7% of assets. This signal helps investors easily identify funds that are well-positioned to transition to a low-carbon economy.

# Månadsrapport

## AMF Aktiefond Världen



As of 2023-02-28

Fondandelar kan både öka och minska i värde. Det är inte säkert att du får tillbaka hela det insatta kapitalet.

### Översikt

Morningstar Rating 3 Yr	★★
Morningstar Rating Overall	★★★
Inception Date	1998-12-30
Fund Size (Mil)	45 232,7
NAV	567,61
Cash %	2,9
% Asset in Top 10 Holdings	29,3
# of Holdings	200
Manager Name	Björn Lind, Tomas Risbecker

### Kalenderavkastning %

	YTD	2022	2021	2020	2019	2018
Aktiefond-Världen	6,0	-19,4	37,3	8,0	28,3	-3,7
SIXRX 60%, MSCI ACWI NR (omräkn.sek) 40%	7,2	-17,2	37,0	9,6	34,8	-3,2

### Rullande avkastning, Årsbasis %

	1 month	3 months	1 Year	5 Years	10 Years
Aktiefond-Världen	-1,1	0,6	-2,4	9,0	11,2
SIXRX 60%, MSCI ACWI NR (omräkn.sek) 40%	-0,6	2,8	0,4	11,3	12,3

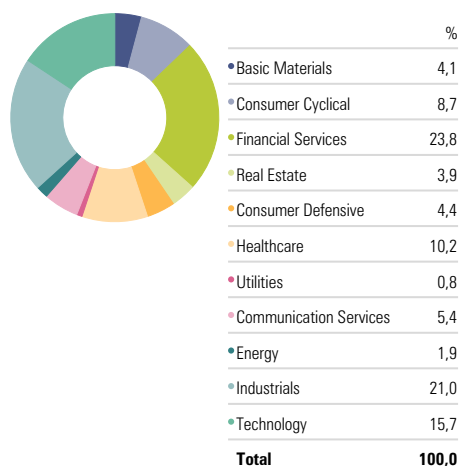
### Utveckling

Time Period: 2018-03-01 to 2023-02-28



Aktiefond-Världen 53,8% SIXRX 60%, MSCI ACWI NR (omräkn.sek) 40% 71,2%

### Sektorer

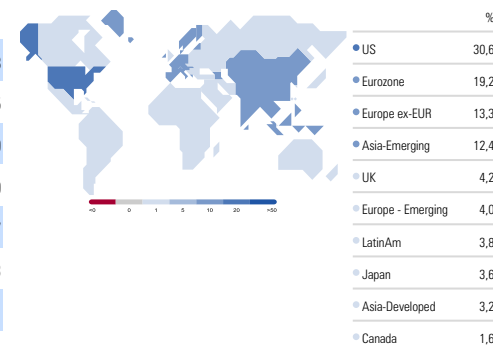


### Största innehav

Company	Sector	Vikt %
Volvo AB Class B	Industrials	4,1
Skandinaviska Enskilda Banken AB Class A	Financial Services	3,8
Investor AB A	Financial Services	3,5
Microsoft Corp	Technology	2,9
AstraZeneca PLC	Healthcare	2,9
Atlas Copco AB Class B	Industrials	2,7
Epiroc AB Share B	Industrials	2,3
Indutrade AB	Industrials	2,1
Hexagon AB Class B	Technology	2,0
Investor AB Class B	Financial Services	1,6

### Intäkter exponering, Region

Portfolio Date: 2023-02-28



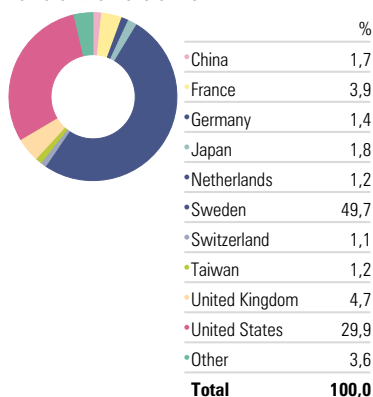
### Riskindikatorer

Time Period: 2021-03-01 to 2023-02-28

	Fond	Index
Std Dev	18,3	18,1
Excess Return	-1,8	0,0
Information Ratio (arith)	-1,04	—
Sharpe Ratio	0,39	0,48
Tracking Error	1,7	0,0
Alpha	-1,68	0,00
Beta	1,01	1,00
R2	99,1	100,0

### Länder

Portfolio Date: 2023-02-28



### Hållbarhetsrating



### Koldioxidrisker

Portfolio Date: 2022-12-31

Low Carbon Designation



Morningstar carbon metrics are asset-weighted portfolio calculations based on Sustainalytics' company Carbon Risk Rating. To receive the Morningstar® Low Carbon Designation™, a fund must have a 12-month average Portfolio Carbon Risk Score below 10 and a 12-month average Fossil Fuel Involvement of less than 7% of assets. This signal helps investors easily identify funds that are well-positioned to transition to a low-carbon economy.



# Månadsrapport

As of 2023-02-28

## AMF Balansfond

Fondandelar kan både öka och minska i värde. Det är inte säkert att du får tillbaka hela det insatta kapitalet.



### Översikt

Morningstar Rating 3 Yr	★★★
Morningstar Rating Overall	★★★★
Inception Date	1998-12-30
Fund Size (Mil)	23 974,4
NAV	351,29
Cash %	0,0
Modified duration, %	3,64
% Asset in Top 10 Holdings	15,5
# of Holdings	280
Manager Name	Björn Lind, Tomas Risbecker

### Kalenderavkastning %

	YTD	2022	2021	2020	2019	2018
Balansfonden	3,7	-15,5	22,4	6,0	16,9	-1,9
Index Balansfonden	4,2	-13,8	20,8	7,3	20,5	-1,5

Indexet består av Handelsbanken Markets Combined Sweden All Bonds 40%, SIXRX 40%, MSCI ACWI NR (omräkn Sek) 20%

### Rullande avkastning, Årsbasis %

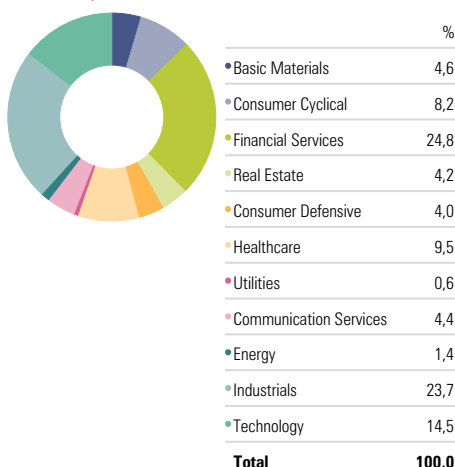
	1 month	3 months	1 Year	5 Years	10 Years
Balansfonden	-1,2	0,3	-3,6	5,2	7,1
Index Balansfonden	-1,1	1,3	-2,3	6,5	7,6

### Utveckling

Time Period: 2018-03-01 to 2023-02-28



### Sektorer, Aktier

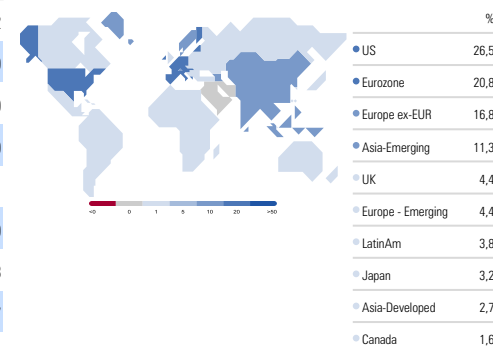


### Största innehav

Company	Sector	Vikt %
Volvo AB Class B	Industrials	3,2
Sweden (Kingdom Of) 2.5%	—	3,0
Skandinaviska Enskilda Banken AB Class A	Financial Services	3,0
Investor AB A	Financial Services	3,0
Atlas Copco AB Class B	Industrials	2,1
AstraZeneca PLC	Healthcare	2,0
Epiroc AB Share B	Industrials	1,8
Nordea Hypotek AB 1%	—	1,7
Indutrade AB	Industrials	1,7
Lansforsakringar Hypotek AB 1.25%	—	1,6

### Intäkter exponering, Region

Portfolio Date: 2023-02-28



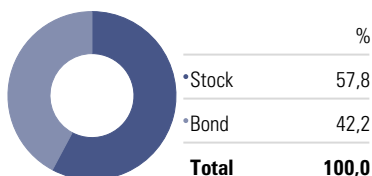
### Riskindikatorer

Time Period: 2021-03-01 to 2023-02-28

	Fond	Index
Std Dev	12,7	12,4
Excess Return	-0,6	0,0
Information Ratio (arith)	-0,53	—
Sharpe Ratio	0,21	0,27
Tracking Error	1,2	0,0
Alpha	-0,64	0,00
Beta	1,02	1,00
R2	99,2	100,0

### Allokering

Portfolio Date: 2023-02-28



### Hållbarhetsrating



### Koldioxidrisker

Portfolio Date: 2022-12-31

### Low Carbon Designation



Morningstar carbon metrics are asset-weighted portfolio calculations based on Sustainalytics' company Carbon Risk Rating. To receive the Morningstar® Low Carbon Designation™, a fund must have a 12-month average Portfolio Carbon Risk Score below 10 and a 12-month average Fossil Fuel Involvement of less than 7% of assets. This signal helps investors easily identify funds that are well-positioned to transition to a low-carbon economy.

# Månadsrapport

## AMF Företagsobligationsfond



As of 2023-02-28

Fondandelar kan både öka och minska i värde. Det är inte säkert att du får tillbaka hela det insatta kapitalet.

### Översikt

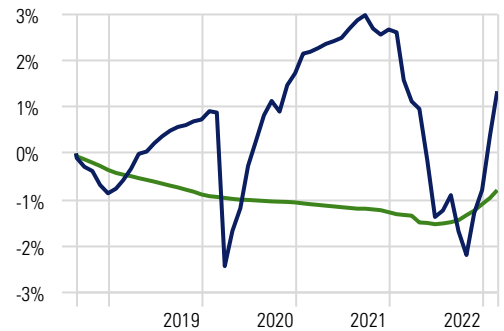
Morningstar Rating 3 Yr	★★★★
Morningstar Rating Overall	★★★★
Inception Date	2018-08-29
Fund Size (Mil)	890,8
NAV	101,34
Cash %	4,4
% Asset in Top 10 Holdings	17,6
# of Holdings	43
Manager Name	Johan Moeschlin, Charlotte Sillén

### Kalenderavkastning %

	YTD	2022	2021	2020	2019	2018
Företagsobligationsfond	2,1	-3,4	0,9	1,0	1,6	—
Handelsbanken Markets Sweden All Treasury Bills	0,3	0,2	-0,2	-0,2	-0,5	—

### Utveckling

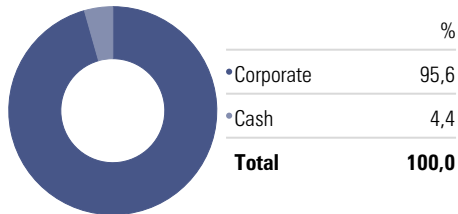
Time Period: 2018-08-28 to 2023-02-28



### Rullande avkastning, Årsbasis %

	1 month	3 months	1 Year	3 Years	5 Years
Företagsobligationsfond	0,9	2,7	-0,2	0,2	—
Handelsbanken Markets Sweden All Treasury I	0,2	0,4	0,5	0,0	—

### Sektorer

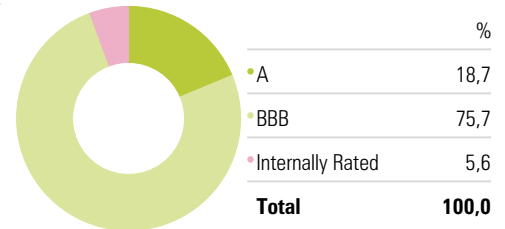


### Största innehav

	Vikt %
Skandinaviska Enskilda Banken AB (publ) 3.59%	5,1
Atrium Ljungberg AB 3.75%	4,3
Bonnier Fastigheter Finans Ab (Publ) 4.16%	3,8
Santander Consumer Bank AS 3.86%	3,8
Castellum AB 3.79%	3,8
Fabege AB 3.89%	3,7
Humlegården Fastigheter AB 3.73%	3,4
Svenska Cellulosa Aktiebolaget SCA (publ) 3.45%	3,3
Sparbanken Skåne AB 4.46%	3,2
Husqvarna AB 5.04%	3,0

### Rating

Portfolio Date: 2023-02-28



### Riskindikatorer

Time Period: 2021-03-01 to 2023-02-28

	Fond	Index
Std Dev	2,1	0,2
Excess Return	-0,6	0,0
Information Ratio (arith)	-0,28	—
Sharpe Ratio	-0,27	0,05
Tracking Error	2,0	0,0
Alpha	-0,61	0,00
Beta	15,00	1,00
R2	30,8	100,0

### Riskmått

Duration	0,60
Modified duration, %	0,57
Modified duration credits, %	0,57
Yield, %	4,75
Average time to maturity	2,42

### Hållbarhetsrating



### Koldioxidrisker

Portfolio Date: 2022-12-31

### Low Carbon Designation



Morningstar carbon metrics are asset-weighted portfolio calculations based on Sustainalytics' company Carbon Risk Rating. To receive the Morningstar® Low Carbon Designation™, a fund must have a 12-month average Portfolio Carbon Risk Score below 10 and a 12-month average Fossil Fuel Involvement of less than 7% of assets. This signal helps investors easily identify funds that are well-positioned to transition to a low-carbon economy.

# Månadsrapport

## AMF Räntefond Kort



As of 2023-02-28

Fondandelar kan både öka och minska i värde. Det är inte säkert att du får tillbaka hela det insatta kapitalet.

### Översikt

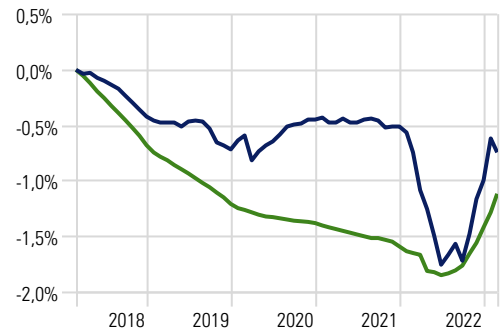
Morningstar Rating 3 Yr	—
Morningstar Rating Overall	—
Inception Date	2004-05-17
Fund Size (Mil)	6 943,1
NAV	111,21
Cash %	2,2
% Asset in Top 10 Holdings	10,8
# of Holdings	30
Manager Name	Johan Moeschlin, Charlotte Sillén

### Kalenderavkastning %

	YTD	2022	2021	2020	2019	2018
Räntefond-Kort	0,3	-0,5	-0,1	0,3	-0,3	-0,5
Handelsbanken Markets Sweden All Treasury Bills	0,3	0,2	-0,2	-0,2	-0,5	-0,8

### Utveckling

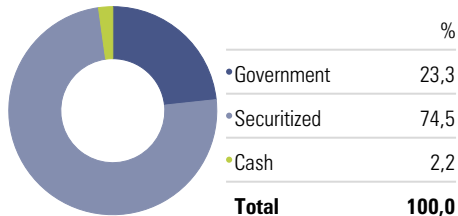
Time Period: 2018-03-01 to 2023-02-28



### Rullande avkastning, Årsbasis %

	1 month	3 months	1 Year	5 Years	10 Years
Räntefond-Kort	-0,1	0,4	0,0	-0,1	0,2
Handelsbanken Markets Sweden All Treasury Bills	0,2	0,4	0,5	-0,2	-0,2

### Sektorer

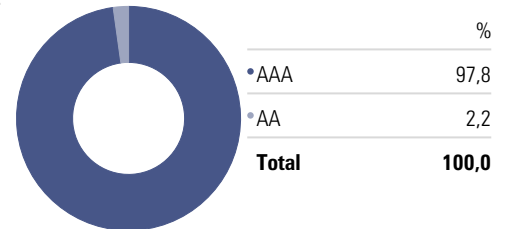


### Största innehav

Innehav	Vikt %
Landshypotek Bank AB (publ) 4.14%	6,6
Skandiabanken AB 3.34%	6,6
Realkredit Danmark A/S 3.36%	6,3
Nykredit Realkredit A/S 3.1%	5,5
DnB Boligkreditt AS 0.75%	5,1
Lansforsakringar Hypotek AB 1.25%	4,6
Sparebanken Vest Boligkreditt AS 3.23%	4,4
African Development Bank 2.88%	4,2
Skandinaviska Enskilda Banken AB (publ) 1%	4,1
Nykredit Realkredit A/S 3.42%	3,9

### Rating

Portfolio Date: 2023-02-28



### Riskindikatorer

Time Period: 2021-03-01 to 2023-02-28

	Fond	Index
Std Dev	0,6	0,2
Excess Return	-0,3	0,0
Information Ratio (arith)	-0,56	—
Sharpe Ratio	-0,53	0,05
Tracking Error	0,5	0,0
Alpha	-0,29	0,00
Beta	2,51	1,00
R2	12,6	100,0

### Riskmått

Duration	0,56
Modified duration, %	0,54
Modified duration credits, %	0,59
Yield, %	3,36
Average time to maturity	2,66

### Hållbarhetsrating



### Koldioxidrisker

Portfolio Date: 2022-12-31

No Designation

Morningstar carbon metrics are asset-weighted portfolio calculations based on Sustainalytics' company Carbon Risk Rating. To receive the Morningstar® Low Carbon Designation™, a fund must have a 12-month average Portfolio Carbon Risk Score below 10 and a 12-month average Fossil Fuel Involvement of less than 7% of assets. This signal helps investors easily identify funds that are well-positioned to transition to a low-carbon economy.

# Månadsrapport

## AMF Räntefond Lång



As of 2023-02-28

Fondandelar kan både öka och minska i värde. Det är inte säkert att du får tillbaka hela det insatta kapitalet.

### Översikt

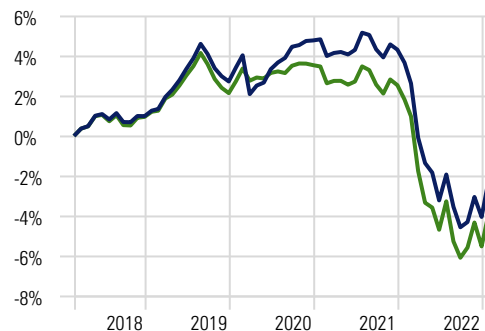
Morningstar Rating 3 Yr	★★★★
Morningstar Rating Overall	★★★★★
Inception Date	1998-12-30
Fund Size (Mil)	7 773,8
NAV	139,10
Cash %	-10,0
% Asset in Top 10 Holdings	43,7
# of Holdings	85
Manager Name	Johan Moeschlin, Charlotte Sillén

### Kalenderavkastning %

	YTD	2022	2021	2020	2019	2018
Räntefond-Lång	0,0	-8,0	-0,4	2,0	1,7	1,2
Handelsbanken Markets Combined Sweden All Bonds	-0,7	-7,9	-1,0	1,4	1,2	1,0

### Utveckling

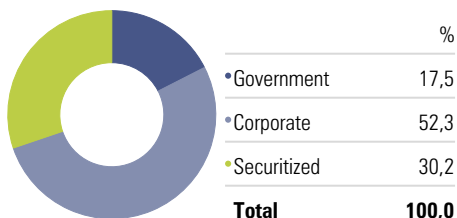
Time Period: 2018-03-01 to 2023-02-28



### Rullande avkastning, Årsbasis %

	1 month	3 months	1 Year	5 Years	10 Years
Räntefond-Lång	-1,9	-1,1	-6,5	-0,8	1,0
Handelsbanken Markets Combined Sweden All Bonds	-2,4	-1,9	-7,1	-1,3	0,6

### Sektorer

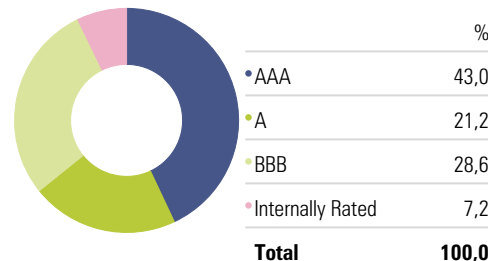


### Största innehav

Innehav	Vikt %
Lansforsakringar Hypotek AB 1.25%	4,6
Nordea Hypotek AB 1%	3,9
Skandinaviska Enskilda Banken AB (publ) 0.5%	3,4
Sweden (Kingdom Of) 1%	3,1
Sweden (Kingdom Of) 2.5%	2,8
Swedish Covered Bond Corporation 2%	2,7
Sweden (Kingdom Of) 0.75%	2,7
Lansforsakringar Bank Aktiebolag (Publ) 3.34%	2,6
Sweden (Kingdom Of) 0.75%	2,6
Swedish Covered Bond Corporation 1%	2,5

### Rating

Portfolio Date: 2023-02-28



### Riskindikatorer

Time Period: 2021-03-01 to 2023-02-28

	Fond	Index
Std Dev	3,8	4,0
Excess Return	0,4	0,0
Information Ratio (arith)	0,62	—
Sharpe Ratio	-1,09	-1,13
Tracking Error	0,7	0,0
Alpha	0,10	0,00
Beta	0,93	1,00
R2	97,3	100,0

### Riskmått

Duration	3,83
Modified duration, %	3,67
Modified duration credits, %	2,27
Yield, %	4,45
Average time to maturity	3,59

### Hållbarhetsrating



### Koldioxidrisker

Portfolio Date: 2022-12-31

#### No Designation

Morningstar carbon metrics are asset-weighted portfolio calculations based on Sustainalytics' company Carbon Risk Rating. To receive the Morningstar® Low Carbon Designation™, a fund must have a 12-month average Portfolio Carbon Risk Score below 10 and a 12-month average Fossil Fuel Involvement of less than 7% of assets. This signal helps investors easily identify funds that are well-positioned to transition to a low-carbon economy.

# Månadsrapport

## AMF Räntefond Mix



As of 2023-02-28

Fondandelar kan både öka och minska i värde. Det är inte säkert att du får tillbaka hela det insatta kapitalet.

### Översikt

Morningstar Rating 3 Yr	—
Morningstar Rating Overall	—
Inception Date	2012-01-18
Fund Size (Mil)	3 327,0
NAV	107,99
Cash %	5,7
% Asset in Top 10 Holdings	12,4
# of Holdings	84
Manager Name	Johan Moeschlin, Charlotte Sillén

### Kalenderavkastning %

	YTD	2022	2021	2020	2019	2018
Räntefond-Mix	-0,3	-8,9	-1,8	2,7	1,7	0,0
Index Räntefond-Mix	-0,5	-9,6	-1,9	2,4	1,4	0,0

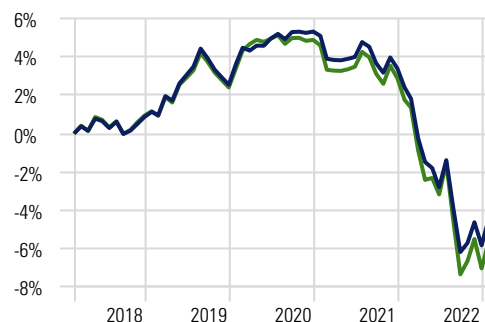
Indexet består av Handelsb. Markets Sweden All Government Bonds 1-10 år 25%, JPM Germany Government index 1-10 år 25%, JPM UK Government index 1-10 år 25%, JPM US Treasury index 1-10 år 25%, hedgat till SEK

### Rullande avkastning, Årsbasis %

	1 month	3 months	1 Year	5 Years	10 Years
Räntefond-Mix	-1,7	-1,5	-7,7	-1,2	0,4
Index Räntefond-Mix	-2,0	-2,1	-8,7	-1,5	0,1

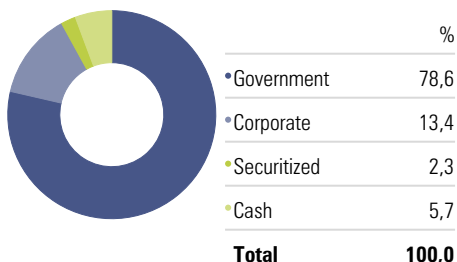
### Utveckling

Time Period: 2018-03-01 to 2023-02-28



Räntefond-Mix -6,1% Index Räntefond-Mix -7,4%

### Sektorer

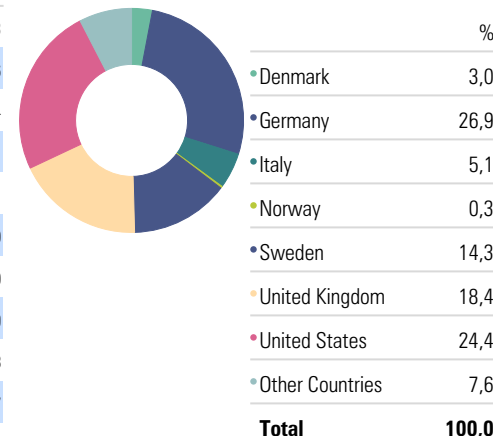


### Största innehav

Innehav	Vikt %
United States Treasury Notes 1.25%	5,3
Germany (Federal Republic Of) 0.5%	3,6
United Kingdom of Great Britain and Northern Ireland 3.5%	3,4
United States Treasury Notes 0.13%	3,1
United Kingdom of Great Britain and Northern Ireland 1.63%	3,1
Jyske Bank A/S 4.84%	3,0
Germany (Federal Republic Of) 0%	3,0
United States Treasury Notes 0.63%	2,9
European Investment Bank 1.5%	2,8
Sweden (Kingdom Of) 0.75%	2,7

### Länder

Portfolio Date: 2023-02-28



### Riskindikatorer

Time Period: 2021-03-01 to 2023-02-28

	Fond	Index
Std Dev	3,9	4,5
Excess Return	0,4	0,0
Information Ratio (arith)	0,54	—
Sharpe Ratio	-1,31	-1,22
Tracking Error	0,8	0,0
Alpha	-0,38	0,00
Beta	0,85	1,00
R2	98,6	100,0

### Riskmått

Duration	4,02
Modified Duration, %	3,88
Modified duration credits, %	2,76
Yield, %	3,71
Average time to maturity	3,97

### Hållbarhetsrating



### Koldioxidrisker

Portfolio Date: 2022-12-31

#### No Designation

Morningstar carbon metrics are asset-weighted portfolio calculations based on Sustainalytics' company Carbon Risk Rating. To receive the Morningstar® Low Carbon Designation™, a fund must have a 12-month average Portfolio Carbon Risk Score below 10 and a 12-month average Fossil Fuel Involvement of less than 7% of assets. This signal helps investors easily identify funds that are well-positioned to transition to a low-carbon economy.

# Månadsrapport

# AMF Strategifond Global



As of 2023-02-28

Fondandelar kan både öka och minska i värde. Det är inte säkert att du får tillbaka hela det insatta kapitalet.

## Översikt

Morningstar Rating 3 Yr	—
Morningstar Rating Overall	—
Inception Date	2022-07-01
Fund Size (Mil)	332,0
NAV	104,52
Cash %	5,3
% Asset in Top 10 Holdings	98,6
# of Holdings	5
Manager Name	Magnus Jonasson, Thomas Nordahl

## Kalenderavkastning %

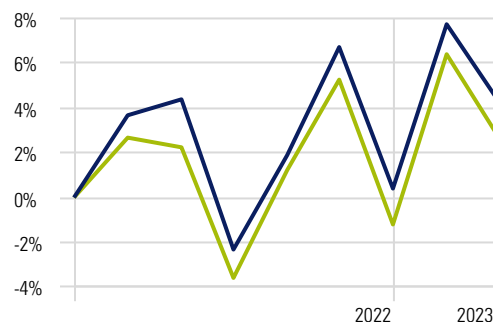
	Från start	YTD	2022	2021	2020	2019
Strategifond Global	4,5	4,1	—	—	—	—
MSCI ACWI NR (omräkn.sek)	2,9	4,2	—	—	—	—

## Rullande avkastning, Årsbasis %

	1 month	3 months	1 Year	3 Years	5 Years
Strategifond Global	-3,0	-2,1	—	—	—
MSCI ACWI NR (omräkn.sek)	-3,2	-2,2	—	—	—

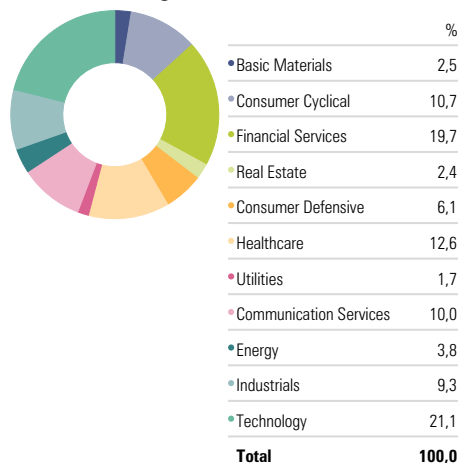
## Utveckling

Time Period: 2022-06-30 to 2023-02-28



Strategifond Global 4,5% MSCI ACWI NR (omräkn.sek) 2,9%

## Sektorer Strategifond Global

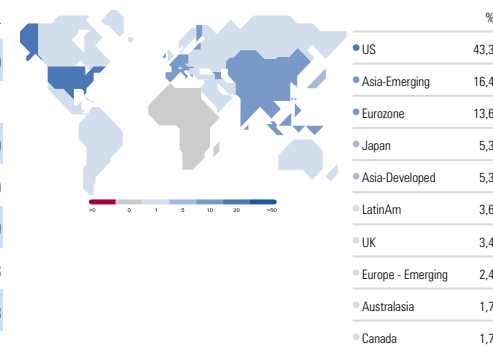


## Största innehav Strategifond Global

Company	Sector	Vikt %
Microsoft Corp	Technology	6,4
Visa Inc Class A	Financial Services	3,0
Berkshire Hathaway Inc Class B	Financial Services	2,1
AstraZeneca PLC	Healthcare	1,9
LVMH Moët Hennessy Louis Vuitton SE	Consumer Cyclical	1,9
Tesla Inc	Consumer Cyclical	1,9
ING Groep NV	Financial Services	1,8
The Walt Disney Co	Communication Services	1,8
Alphabet Inc Class C	Communication Services	1,8
Alphabet Inc Class A	Communication Services	1,8

## Intäkter exponering, Region Strategifond Global

Portfolio Date: 2023-02-28

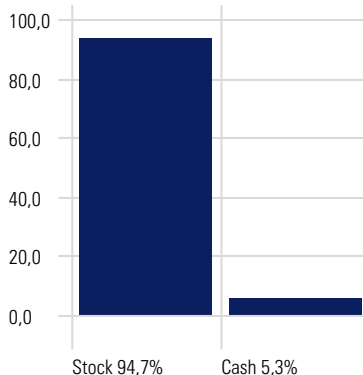


## Riskindikatorer

Time Period: 2021-03-01 to 2023-02-28

	Fond	Index
Std Dev	—	—
Excess Return	—	—
Information Ratio (arith)	—	—
Sharpe Ratio	—	—
Tracking Error	—	—
Alpha	—	—
Beta	—	—
R2	—	—

## Allokering



## Hållbarhetsrating



## Koldioxidrisker

Portfolio Date: 2022-12-31

**No Designation**

Morningstar carbon metrics are asset-weighted portfolio calculations based on Sustainalytics' company Carbon Risk Rating. To receive the Morningstar® Low Carbon Designation™, a fund must have a 12-month average Portfolio Carbon Risk Score below 10 and a 12-month average Fossil Fuel Involvement of less than 7% of assets. This signal helps investors easily identify funds that are well-positioned to transition to a low-carbon economy.

# Månadsrapport

As of 2023-02-28



## DEFINITIONER

**Std Dev** (volatilitet) Std Dev är ett riskmått, som avser spridning kring förväntad avkastning. Ett stort spridningsmått innebär hög risk och vice versa. Till exempel innebär 10% volatilitet att avkastningen med två tredjedels sannolikhet kommer att hamna inom 10% från den förväntade avkastningen.

**Excess Return** Avser den värdeökning alternativt värdeminskning som uppstått under perioden utöver jämförelseindex

**Information Ratio** Information Ratio ställer en fonds uppnådda avkastning (utöver jämförelseindex) i relation till den aktiva risken. Måttet anger hur mycket extra avkastning som uppnåtts jämfört med hur mycket extra risk som tagits.

**Sharpe Ratio** Ställer avkastning i relation till den totala risken. Anger hur mycket avkastning, nedjusterad med den riskfria räntan, som uppnåtts i relation till hur mycket risk som tagits.

**Tracking Error** Mäter storleken på avvikelserna mellan en fonds och dess jämförelseindex avkastning. Ett högt tracking error indikerar att förvaltningen avvikit mycket från den övriga marknaden, index. Till exempel innebär 5% tracking error att fondens avkastning, två år av tre, kommer att hamna inom ett intervall om 5% från dess jämförelseindex avkastning.

**Alpha** Beskriver den uppnådda över- eller underavkastning i förhållande till jämförelseindex med justering av beta, det vill säga med hänsyn till hur stor marknadsrisk som tagits. Om alfa är positivt har fonden överavkastat i förhållande till den marknadsrisk som tagits.

**Beta** Beta anger sambandet mellan en fonds avkastning och dess marknads avkastning. Om  $\beta = 1$  tenderar fondens avkastning att uppföra sig som marknads avkastning.  $\beta < 1$  innebär att marknads svängningar försvagas och  $\beta > 1$  betyder att marknads svängningar förstärks.

**R2** R2 anger hur starkt sambandet är mellan en fond och dess index.

**Duration** Duration är en räntefonds genomsnittliga återbetalningstid, vägd med kassaströmmarnas nuvärde.

**Modified duration** Anger hur känsligt räntefondens värde är för förändringar i räntenivån, det vill säga med hur många procent fondens värde ändras när räntenivån sjunker eller stiger med en procentenhet.

**Modified duration credits** Modifierad duration på alla innehav exklusive sådana utgivna av stater.

**Yield** Förväntad avkastning vid oförändrad räntenivå

**Average time to maturity** En sammanvägning av alla innehavs löptid till slutligt förfall.